



JOE G. TEDDER - TAX COLLECTOR FOR POLK COUNTY

Tourist Development Tax Distribution Information

For DECEMBER 2015

DISTRIBUTION:	DECEMBER 2015
REMITTANCE:	NOVEMBER 2015
SALES:	OCTOBER 2015

DISTRIBUTION INFORMATION

REMITTANCE TYPE	DISTRIBUTION
Taxes Remitted for Period	\$731,687
Advance Payments	\$6,392
Delinquent+Penalties (All)	\$21,426
	\$759,506

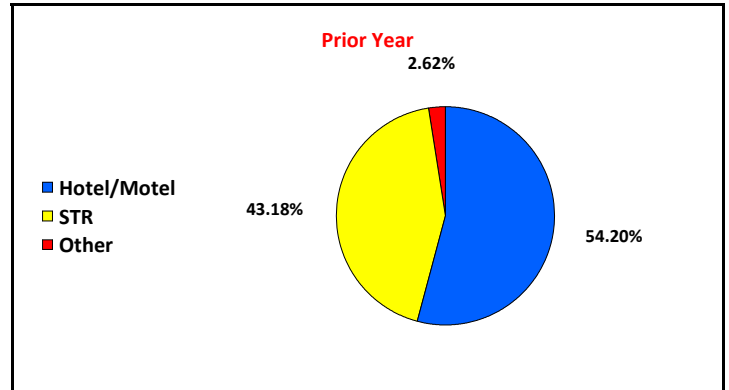
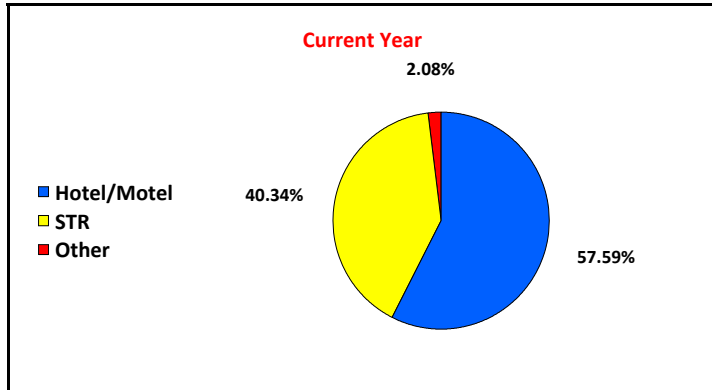
COMPARISON

Total Distribution	\$759,506
Distribution Previous Year	\$607,173
Variance	\$152,333
% of Change	25.09%

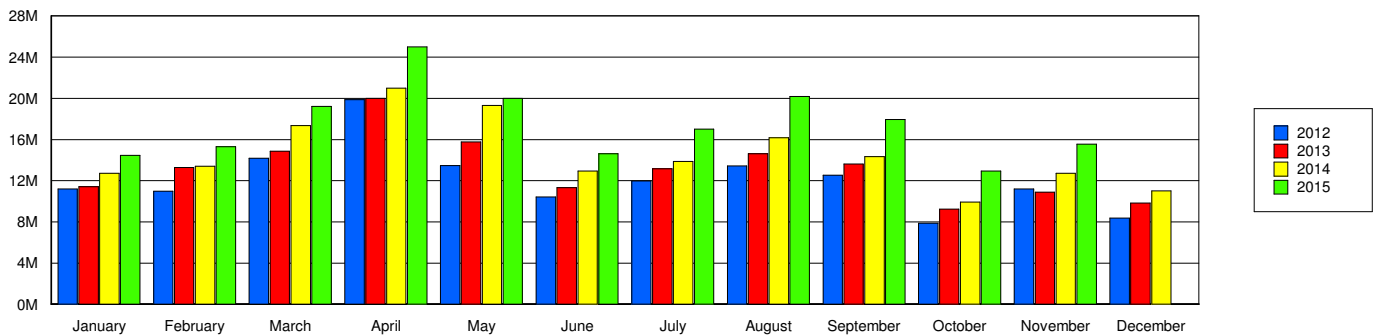
ACCOUNT PERFORMANCE

Status	PAID	UNPAID	PAID %
This Period	6,092	360	94.42%
Prior Year	5,993	411	93.58%

DISTRIBUTION BREAKDOWN



Gross Receipts





JOE G. TEDDER - TAX COLLECTOR FOR POLK COUNTY

Tourist Development Tax Distribution Information

For DECEMBER 2015

Month	Year	Gross Receipts By Remittance Month	Taxable Receipts By Remittance Month
November	2012	\$11,210,021	\$10,617,744
December	2012	\$8,379,372	\$7,825,457
January	2013	\$11,423,543	\$10,926,836
February	2013	\$13,286,624	\$12,606,135
March	2013	\$14,861,244	\$14,052,773
April	2013	\$19,978,021	\$18,408,776
May	2013	\$15,775,736	\$15,040,424
June	2013	\$11,336,749	\$10,749,703
July	2013	\$13,154,825	\$12,579,408
August	2013	\$14,605,535	\$14,068,921
September	2013	\$13,636,685	\$13,198,027
October	2013	\$9,227,971	\$8,754,370
November	2013	\$10,892,640	\$10,255,909
December	2013	\$9,836,723	\$9,301,976
January	2014	\$12,722,707	\$12,220,231
February	2014	\$13,408,759	\$12,897,173
March	2014	\$17,355,285	\$16,483,090
April	2014	\$20,989,014	\$19,652,051
May	2014	\$19,323,999	\$17,457,392
June	2014	\$12,929,938	\$12,392,277
July	2014	\$13,871,525	\$13,388,610
August	2014	\$16,175,393	\$15,758,792
September	2014	\$14,327,314	\$13,934,076
October	2014	\$9,916,543	\$9,450,328
November	2014	\$12,711,687	\$12,095,160
December	2014	\$11,017,822	\$10,511,596
January	2015	\$14,463,967	\$14,091,178
February	2015	\$15,306,053	\$14,849,726
March	2015	\$19,208,041	\$18,624,484
April	2015	\$25,002,428	\$23,163,345
May	2015	\$20,006,867	\$19,043,184
June	2015	\$14,608,938	\$14,058,258
July	2015	\$17,018,485	\$16,467,285
August	2015	\$20,180,846	\$19,788,707
September	2015	\$17,951,951	\$17,560,648
October	2015	\$12,952,583	\$12,496,646
November	2015	\$15,544,818	\$15,059,044