



JOE G. TEDDER - TAX COLLECTOR

POLK COUNTY TAX COLLECTOR

Tourist Development Tax Distribution Information

for FEBRUARY 2008

DISTRIBUTION:	FEBRUARY 2008
REMITTANCE:	JANUARY 2008
SALES:	DECEMBER 2007

DISTRIBUTION INFORMATION

REMITTANCE TYPE	DISTRIBUTION
Taxes Remitted for Period	\$492,806
Advance Payments	\$12,321
Delinquent+Penalties (All)	\$18,037
Total Distribution	\$523,164

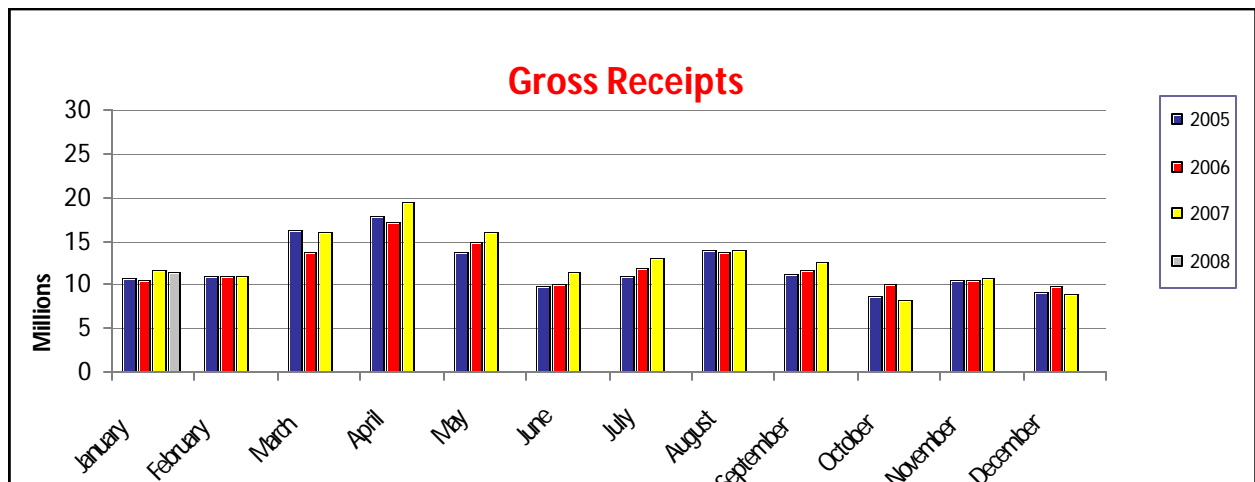
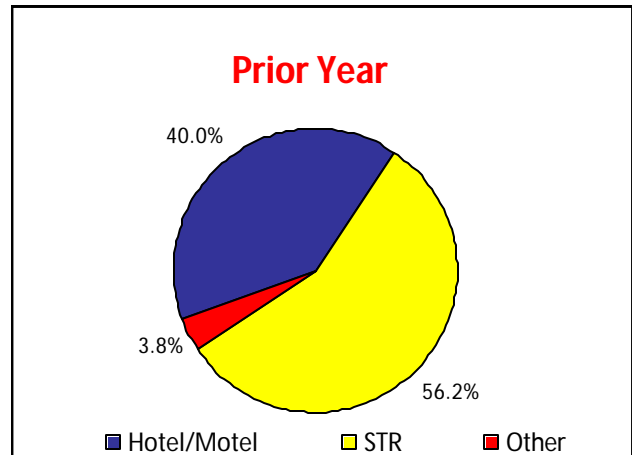
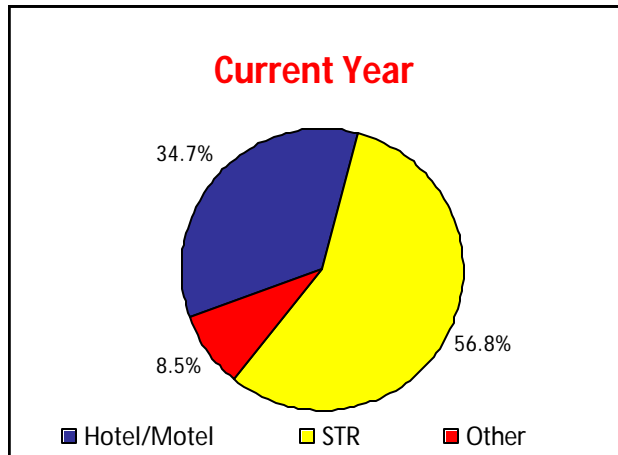
COMPARISON

Total Distribution	\$523,164
Distribution Previous Year	\$546,325
Difference	-23,161
Variance	-4.43%

ACCOUNT PERFORMANCE

Status	PAID	UNPAID	PAID %
This Period	6,793	839	89.01%
Prior Year	6,544	1023	86.48%

DISTRIBUTION BREAKDOWN





JOE G. TEDDER - TAX COLLECTOR POLK COUNTY TAX COLLECTOR

Tourist Development Tax Distribution Information
for February 2008

DISTRIBUTION:	February 2008
REMITTANCE:	January 2008
SALES:	December 2007

Month	Year	Gross Receipts By Remittance Month	Taxable Receipts By Remittance Month
January	2005	10,873,008	10,059,983
February	2005	10,962,716	10,268,103
March	2005	16,365,653	14,928,987
April	2005	17,803,774	16,850,039
May	2005	13,808,283	12,966,586
June	2005	9,766,043	9,248,077
July	2005	11,094,359	10,434,362
August	2005	13,904,558	13,245,669
September	2005	11,188,838	10,757,826
October	2005	8,815,677	8,360,532
November	2005	10,501,399	9,754,676
December	2005	9,169,799	8,268,031
January	2006	10,553,801	9,797,297
February	2006	11,003,162	10,314,500
March	2006	13,699,565	12,971,419
April	2006	17,208,788	16,396,068
May	2006	14,932,330	14,192,940
June	2006	10,116,338	9,631,085
July	2006	11,903,620	11,237,243
August	2006	13,851,633	13,382,460
September	2006	11,676,905	11,239,939
October	2006	10,001,628	9,459,133
November	2006	10,588,393	9,730,101
December	2006	9,926,791	8,686,224
January	2007	11,763,863	10,909,316
February	2007	13,695,601	12,687,152
March	2007	15,940,141	14,928,334
April	2007	19,493,631	18,258,772
May	2007	16,135,457	15,216,008
June	2007	11,546,896	10,850,843
July	2007	13,092,586	12,238,253
August	2007	14,000,387	13,342,185
September	2007	12,505,678 *	12,381,860 *
October	2007	8,153,992 *	8,073,260 *
November	2007	10,723,149 *	10,616,980 *
December	2007	8,847,483 *	8,771,740 *
January	2008	11,411,166	10,591,902

* Data subject to revision upon system update.

REVISED/CORRECTED 02/29/2008