



# JOE G. TEDDER - TAX COLLECTOR

## POLK COUNTY TAX COLLECTOR

Tourist Development Tax Distribution Information

for January 2010

DISTRIBUTION:	January 2010
REMITTANCE:	December 2009
SALES:	November 2009

### DISTRIBUTION INFORMATION

REMITTANCE TYPE	DISTRIBUTION
Taxes Remitted for Period	\$318,615
Advance Payments	\$5,596
Delinquent+Penalties (All)	\$31,449
<b>Total Distribution</b>	<b>\$355,660</b>

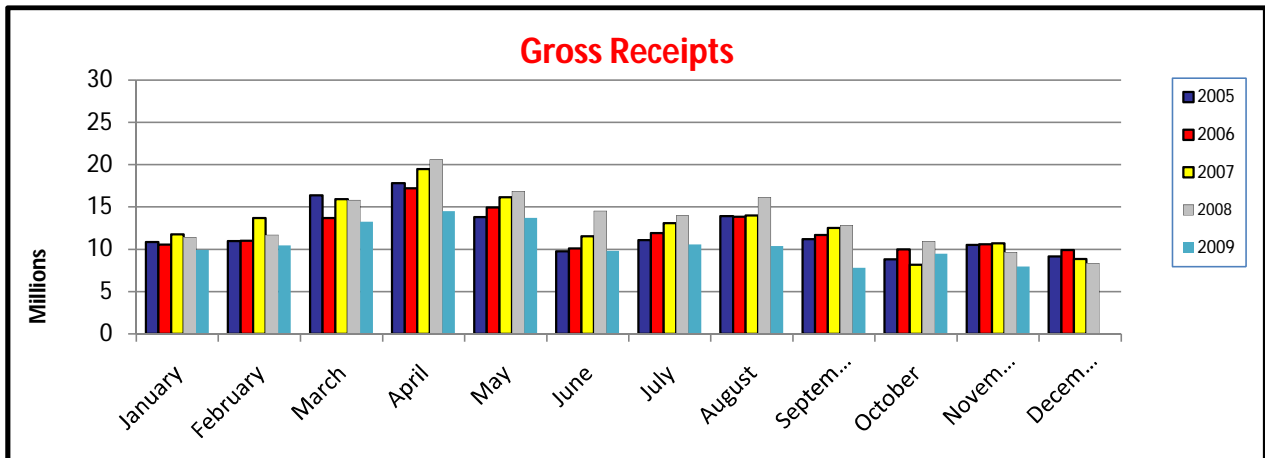
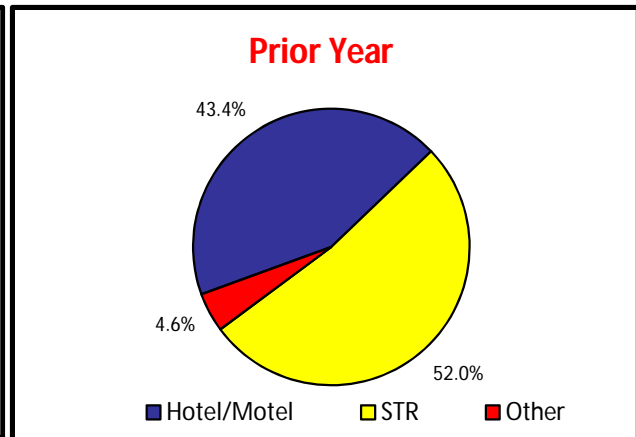
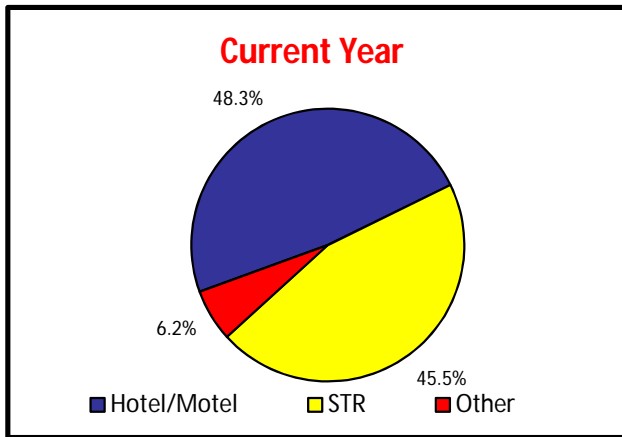
### COMPARISON

Total Distribution	\$355,660
Distribution Previous Year	\$387,769
Difference	-\$32,109
Variance	-8.3%

### ACCOUNT PERFORMANCE

Status	PAID	UNPAID	PAID %
This Period	6,365	860	88.10%
Prior Year	6,784	944	87.78%

### DISTRIBUTION BREAKDOWN





# JOE G. TEDDER - TAX COLLECTOR

## POLK COUNTY TAX COLLECTOR

Tourist Development Tax Distribution Information  
for January 2010

DISTRIBUTION:	January 2010
REMITTANCE:	December 2009
SALES:	November 2009

Month	Year	Gross Receipts By Remittance Month	Taxable Receipts By Remittance Month
<b>December</b>	<b>2006</b>	<b>9,926,791</b>	<b>8,686,224</b>
January	2007	11,763,863	10,909,316
February	2007	13,695,601	12,687,152
March	2007	15,940,141	14,928,334
April	2007	19,493,631	18,258,772
May	2007	16,135,457	15,216,008
June	2007	11,546,896	10,850,843
July	2007	13,092,586	12,238,253
August	2007	14,000,387	13,342,185
September	2007	12,505,678	12,381,860
October	2007	8,153,992	8,073,260
November	2007	10,723,149	10,616,980
<b>December</b>	<b>2007</b>	<b>8,847,483</b>	<b>8,771,740</b>
January	2008	11,411,166	10,591,902
February	2008	11,689,691	10,900,567
March	2008	15,796,667	14,762,229
April	2008	20,591,290	19,503,459
May	2008	16,867,765	15,716,849
June	2008	14,520,502	13,713,822
July	2008	13,944,386	13,196,775
August	2008	16,106,812	15,372,596
September	2008	12,822,232	12,230,300
October	2008	10,924,827	10,229,995
November	2008	9,649,460	8,780,671
<b>December</b>	<b>2008</b>	<b>8,369,038</b>	<b>7,625,511</b>
January	2009	9,906,253	9,252,508
February	2009	10,454,280	9,711,617
March	2009	13,258,415	12,311,114
April	2009	14,483,091	13,176,972
May	2009	13,713,681	12,861,256
June	2009	9,786,346	9,285,577
July	2009	10,557,330	9,960,825
August	2009	11,721,909	11,283,809
September	2009	10,355,690	9,750,390
October	2009	7,798,978	7,018,642
November	2009	9,463,129	8,618,108
<b>December</b>	<b>2009</b>	<b>7,928,419</b>	<b>7,298,994</b>