



# JOE G. TEDDER - TAX COLLECTOR

## POLK COUNTY TAX COLLECTOR

Tourist Development Tax Distribution Information

for July 2012

DISTRIBUTION:	July 2012
REMITTANCE:	June 2012
SALES:	May 2012

### DISTRIBUTION INFORMATION

REMITTANCE TYPE	DISTRIBUTION
Taxes Remitted for Period	\$464,805
Advance Payments	\$9,990
Delinquent+Penalties (All)	\$23,788
<b>Total Distribution</b>	<b>\$498,583</b>

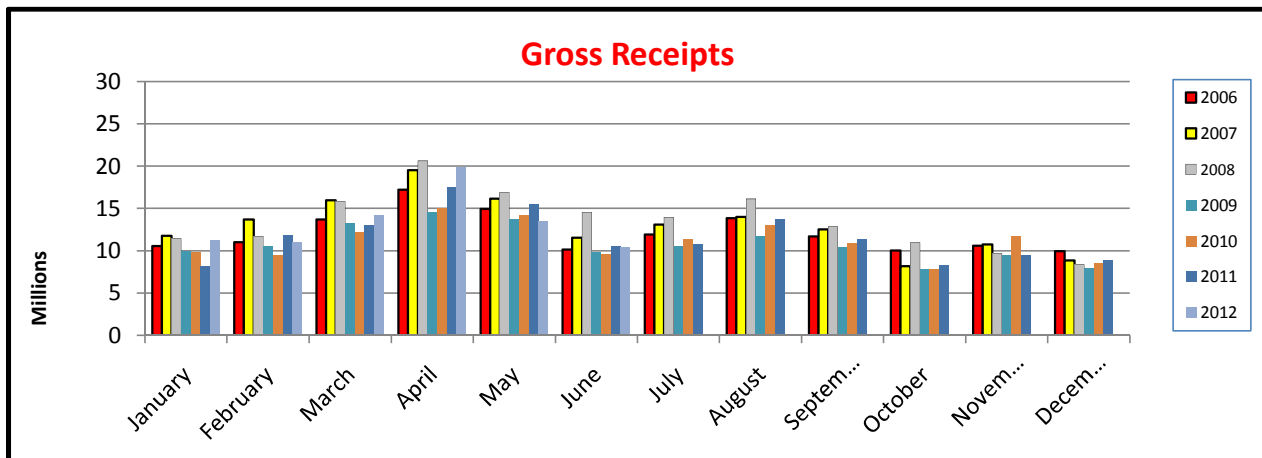
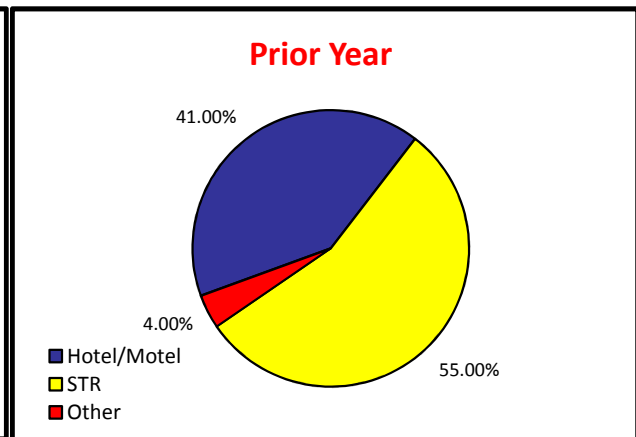
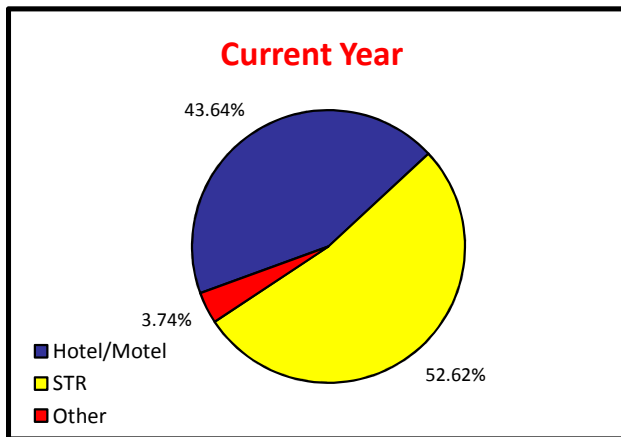
### COMPARISON

Total Distribution	\$498,583
Distribution Previous Year	\$494,785
Difference	\$3,798
Variance	0.8%

### ACCOUNT PERFORMANCE

Status	PAID	UNPAID	PAID %
This Period	6,465	268	96.02%
Prior Year	6,327	558	91.90%

### DISTRIBUTION BREAKDOWN





# JOE G. TEDDER - TAX COLLECTOR

## POLK COUNTY TAX COLLECTOR

Tourist Development Tax Distribution Information  
for July 2012

DISTRIBUTION:	July 2012
REMITTANCE:	June 2012
SALES:	May 2012

Month	Year	Gross Receipts By Remittance Month	Taxable Receipts By Remittance Month
<b>June</b>	<b>2009</b>	<b>9,786,346</b>	<b>9,285,577</b>
July	2009	10,557,330	9,960,825
August	2009	11,721,909	11,283,809
September	2009	10,355,690	9,750,390
October	2009	7,798,978	7,018,642
November	2009	9,463,129	8,618,108
December	2009	7,928,419	7,298,994
January	2010	9,820,500	9,144,673
February	2010	9,472,203	8,867,403
March	2010	12,137,501	11,371,533
April	2010	14,945,277	13,523,121
May	2010	14,179,886	13,233,792
<b>June</b>	<b>2010</b>	<b>9,608,999</b>	<b>8,952,076</b>
July	2010	11,328,682	10,626,985
August	2010	12,978,909	12,525,611
September	2010	10,850,826	10,391,738
October	2010	7,783,584	7,189,271
November	2010	11,693,649	10,874,913
December	2010	8,459,667	7,639,759
January	2011	8,165,107	7,578,700
February	2011	11,851,507	10,563,552
March	2011	12,964,432	12,183,058
April	2011	17,476,767	16,672,114
May	2011	15,446,422	14,485,756
<b>June</b>	<b>2011</b>	<b>10,577,607</b>	<b>10,021,842</b>
July	2011	10,747,786	10,142,139
August	2011	13,753,306	13,099,284
September	2011	11,313,008	10,848,797
October	2011	8,210,895	7,705,626
November	2011	9,408,213	8,837,032
December	2011	8,817,273	8,418,299
January	2012	11,209,056	10,485,667
February	2012	10,981,113	10,523,611
March	2012	14,183,304	13,447,534
April	2012	19,869,292	18,388,406
May	2012	13,471,127	12,745,486
<b>June</b>	<b>2012</b>	<b>10,416,771</b>	<b>9,866,093</b>