



JOE G. TEDDER - TAX COLLECTOR

POLK COUNTY TAX COLLECTOR

Tourist Development Tax Distribution Information

for March 2014

| | |
|---------------|---------------|
| DISTRIBUTION: | March 2014 |
| REMITTANCE: | February 2014 |
| SALES: | January 2014 |

DISTRIBUTION INFORMATION

| REMITTANCE TYPE | DISTRIBUTION |
|----------------------------|------------------|
| Taxes Remitted for Period | \$627,692 |
| Advance Payments | \$5,744 |
| Delinquent+Penalties (All) | \$9,868 |
| Total Distribution | \$643,304 |

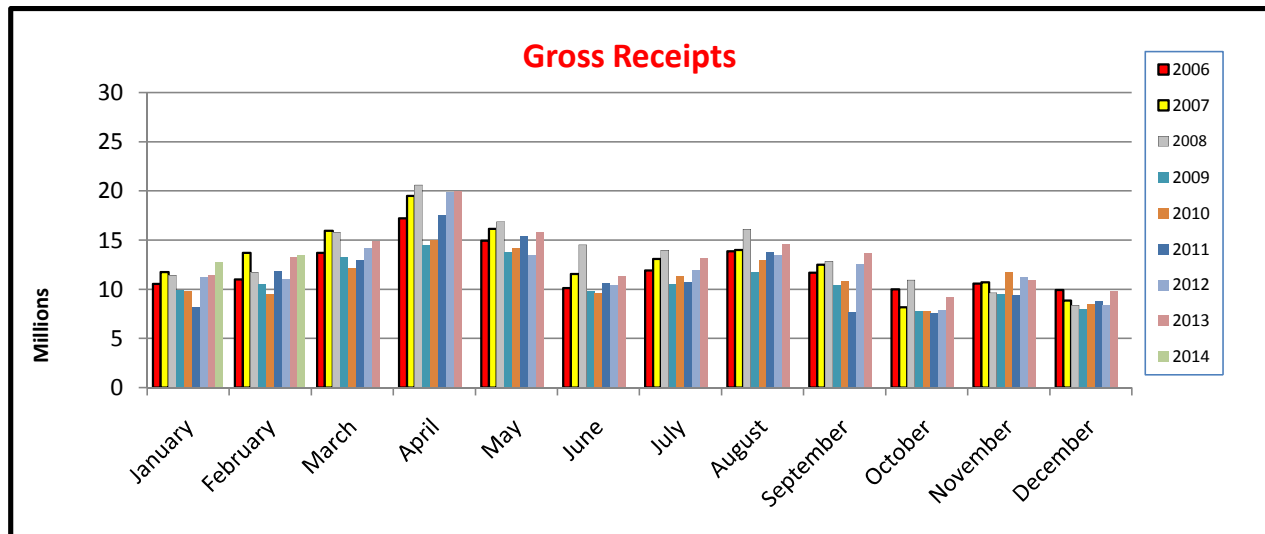
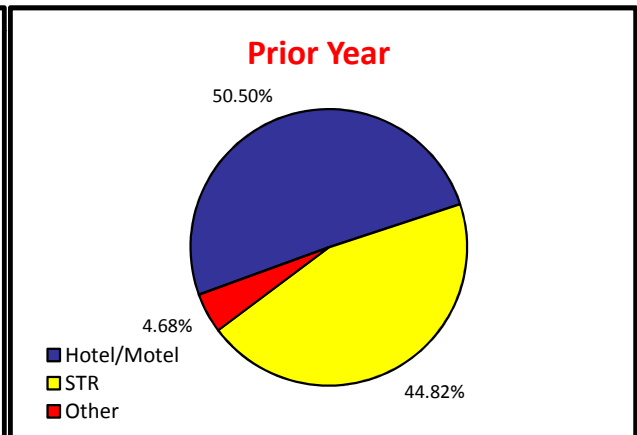
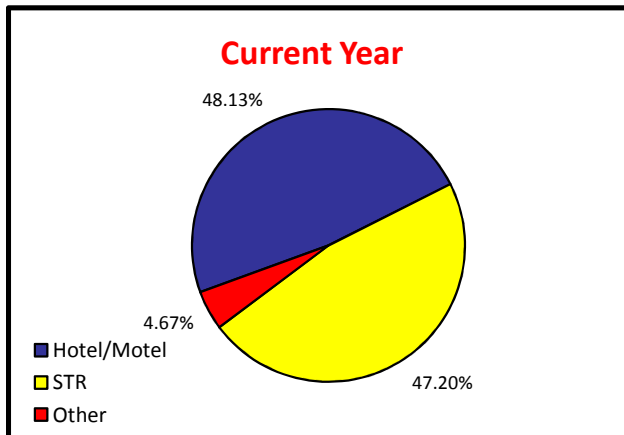
COMPARISON

| | |
|----------------------------|-----------|
| Total Distribution | \$643,304 |
| Distribution Previous Year | \$628,935 |
| Difference | \$14,369 |
| Variance | 2.3% |

ACCOUNT PERFORMANCE

| Status | PAID | UNPAID | PAID % |
|-------------|-------|--------|--------|
| This Period | 5,895 | 627 | 90.39% |
| Prior Year | 6,005 | 524 | 91.97% |

DISTRIBUTION BREAKDOWN





JOE G. TEDDER - TAX COLLECTOR

POLK COUNTY TAX COLLECTOR

Tourist Development Tax Distribution Information
for March 2014

| | |
|---------------|---------------|
| DISTRIBUTION: | March 2014 |
| REMITTANCE: | February 2014 |
| SALES: | January 2014 |

| Month | Year | Gross Receipts By Remittance Month | Taxable Receipts By Remittance Month |
|-----------------|-------------|---------------------------------------|---|
| February | 2011 | 11,851,507 | 10,563,552 |
| March | 2011 | 12,964,432 | 12,183,058 |
| April | 2011 | 17,476,767 | 16,672,114 |
| May | 2011 | 15,446,422 | 14,485,756 |
| June | 2011 | 10,577,607 | 10,021,842 |
| July | 2011 | 10,747,786 | 10,142,139 |
| August | 2011 | 13,753,306 | 13,099,284 |
| September | 2011 | 11,313,008 | 10,848,797 |
| October | 2011 | 8,210,895 | 7,705,626 |
| November | 2011 | 9,408,213 | 8,837,032 |
| December | 2011 | 8,817,273 | 8,418,299 |
| January | 2012 | 11,209,056 | 10,485,667 |
| February | 2012 | 10,981,113 | 10,523,611 |
| March | 2012 | 14,183,304 | 13,447,534 |
| April | 2012 | 19,869,292 | 18,388,406 |
| May | 2012 | 13,471,127 | 12,745,486 |
| June | 2012 | 10,416,771 | 9,866,093 |
| July | 2012 | 11,968,948 | 11,437,517 |
| August | 2012 | 13,422,432 | 12,988,215 |
| September | 2012 | 12,524,229 | 11,599,333 |
| October | 2012 | 7,862,687 | 7,193,910 |
| November | 2012 | 11,210,021 | 10,617,744 |
| December | 2012 | 8,379,372 | 7,825,457 |
| January | 2013 | 11,423,543 | 10,926,836 |
| February | 2013 | 13,286,624 | 12,606,135 |
| March | 2013 | 14,861,244 | 14,052,773 |
| April | 2013 | 19,978,021 | 18,405,776 |
| May | 2013 | 15,775,736 | 15,040,424 |
| June | 2013 | 11,336,749 | 10,749,703 |
| July | 2013 | 13,154,825 | 12,579,408 |
| August | 2013 | 14,605,535 | 14,068,921 |
| September | 2013 | 13,636,685 | 13,198,027 |
| October | 2013 | 9,227,971 | 8,754,370 |
| November | 2013 | 10,892,640 | 10,255,909 |
| December | 2013 | 9,836,723 | 9,301,976 |
| January | 2014 | 12,722,707 | 12,220,231 |
| February | 2014 | 13,408,759 | 12,897,173 |