



JOE G. TEDDER - TAX COLLECTOR FOR POLK COUNTY

Tourist Development Tax Distribution Information

For AUGUST 2019

DISTRIBUTION:	AUGUST 2019
REMITTANCE:	JULY 2019
SALES:	JUNE 2019

DISTRIBUTION INFORMATION

REMITTANCE TYPE	DISTRIBUTION
Taxes Remitted for Period	\$1,172,945
Advance Payments	\$5,532
Delinquent+Penalties (All)	\$8,760
	\$1,187,238

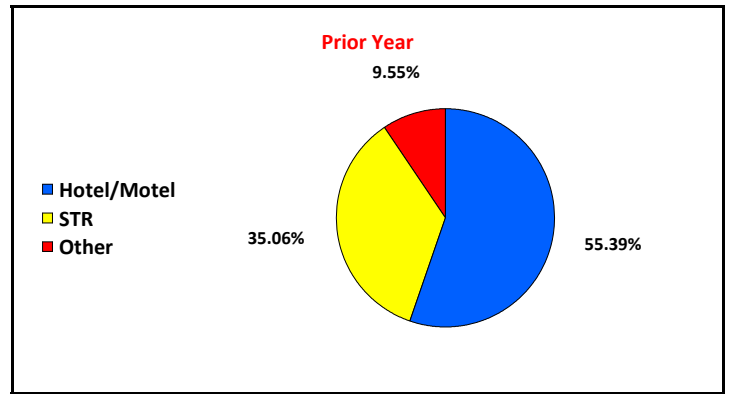
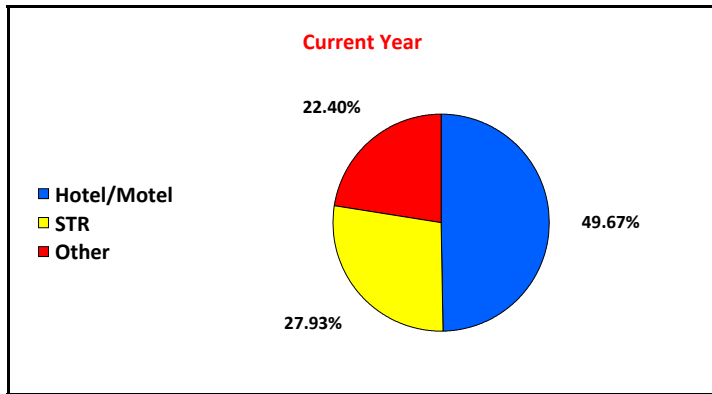
COMPARISON

Total Distribution	\$1,187,238
Distribution Previous Year	\$1,190,470
Variance	\$-3,232
% of Change	-0.27%

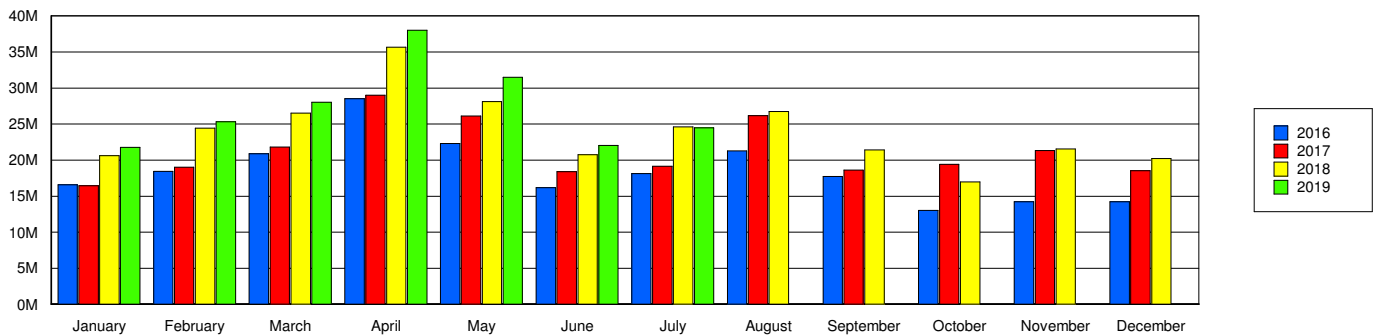
ACCOUNT PERFORMANCE

Status	PAID	UNPAID	PAID %
This Period	5,655	461	92.46%
Prior Year	5,727	516	91.73%

DISTRIBUTION BREAKDOWN



Gross Receipts





JOE G. TEDDER - TAX COLLECTOR FOR POLK COUNTY

Tourist Development Tax Distribution Information

For AUGUST 2019

Month	Year	Gross Receipts By Remittance Month	Taxable Receipts By Remittance Month
July	2016	\$18,137,117	\$17,713,807
August	2016	\$21,298,147	\$20,936,817
September	2016	\$17,734,455	\$17,372,088
October	2016	\$13,018,019	\$12,506,438
November	2016	\$14,218,939	\$13,751,715
December	2016	\$14,230,251	\$13,763,028
January	2017	\$16,463,654	\$16,078,990
February	2017	\$18,996,720	\$18,449,885
March	2017	\$21,818,558	\$21,199,873
April	2017	\$29,013,566	\$27,023,610
May	2017	\$26,103,589	\$25,135,870
June	2017	\$18,383,918	\$17,801,397
July	2017	\$19,142,588	\$18,777,957
August	2017	\$26,162,218	\$25,710,520
September	2017	\$18,619,945	\$18,226,570
October	2017	\$19,410,923	\$18,764,780
November	2017	\$21,340,334	\$20,586,061
December	2017	\$18,547,830	\$17,971,106
January	2018	\$20,617,211	\$20,153,657
February	2018	\$24,429,671	\$23,803,592
March	2018	\$26,498,671	\$25,584,396
April	2018	\$35,653,915	\$33,647,066
May	2018	\$28,099,117	\$27,222,835
June	2018	\$20,733,657	\$20,143,813
July	2018	\$24,600,073	\$23,915,832
August	2018	\$26,742,087	\$26,062,726
September	2018	\$21,428,772	\$20,911,105
October	2018	\$16,993,777	\$16,420,316
November	2018	\$21,533,478	\$20,940,687
December	2018	\$20,217,021	\$19,496,470
January	2019	\$21,776,680	\$21,260,366
February	2019	\$25,317,844	\$24,758,723
March	2019	\$28,032,007	\$27,130,728
April	2019	\$38,031,668	\$35,640,234
May	2019	\$31,486,108	\$30,596,687
June	2019	\$22,050,016	\$21,351,686
July	2019	\$24,472,169	\$23,733,889