



JOE G. TEDDER - TAX COLLECTOR FOR POLK COUNTY

Tourist Development Tax Distribution Information

For JANUARY 2021

DISTRIBUTION:	JANUARY 2021
REMITTANCE:	DECEMBER 2020
SALES:	NOVEMBER 2020

DISTRIBUTION INFORMATION

REMITTANCE TYPE	DISTRIBUTION
Taxes Remitted for Period	\$781,465
Advance Paymentis	\$1,436
Delinquenti+Penalties (All)	\$15,004
	\$797,905

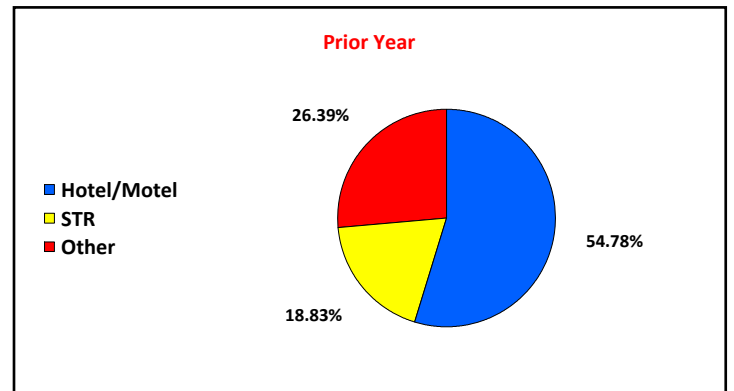
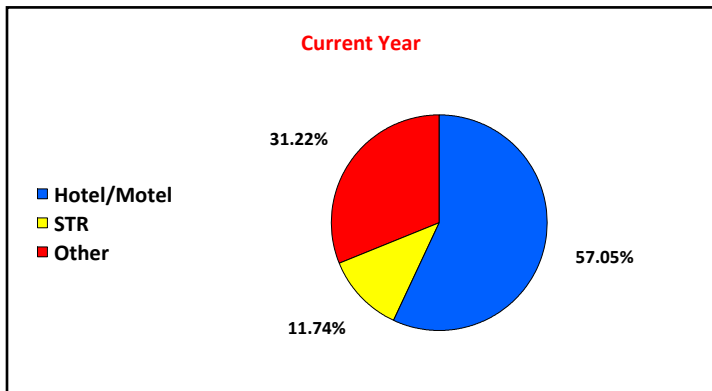
COMPARISON

Total Distiribution	\$797,905
Distribution Previous Year	\$1,075,985
Variance	\$-278,080
% of Change	-25.84%

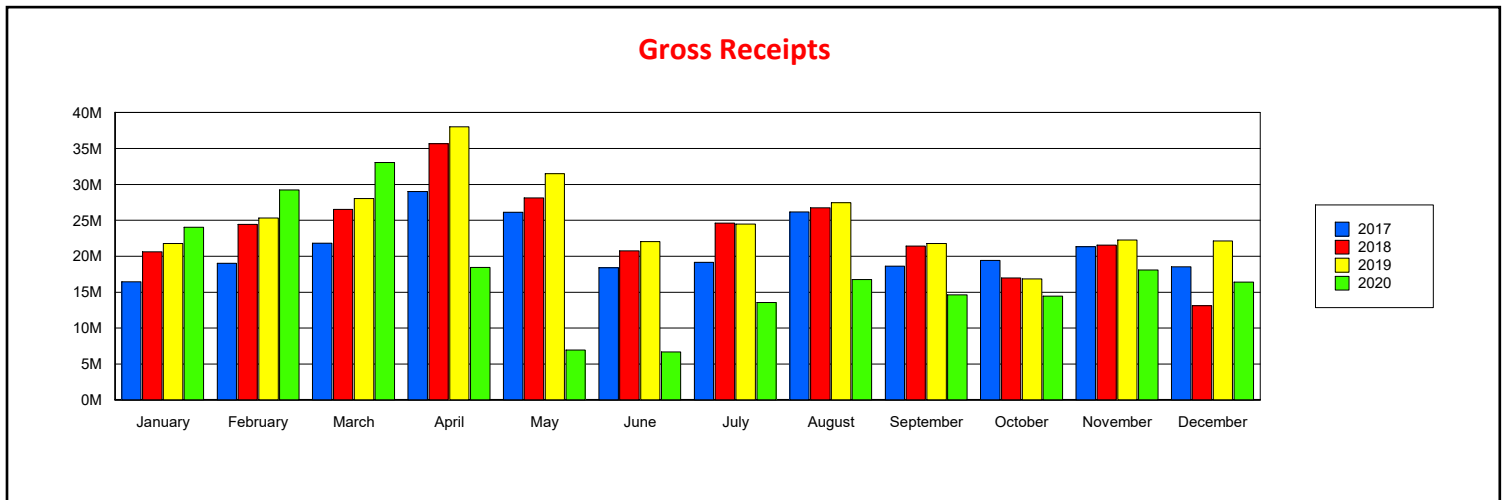
ACCOUNT PERFORMANCE

Status	PAID	UNPAID	PAID %
This Period	4,827	704	87.27%
Prior Year	5,386	527	91.09%

DISTRIBUTION BREAKDOWN



Gross Receipts





**JOE G. TEDDER - TAX COLLECTOR
FOR POLK COUNTY**

Tourist Development Tax Distribution Information

For JANUARY 2021

Month	Year	Gross Receipts By Remittance Month	Taxable Receipts By Remittance Month
December	2017	\$18,547,830	\$17,971,106
January	2018	\$20,617,211	\$20,153,657
February	2018	\$24,429,671	\$23,803,592
March	2018	\$26,498,671	\$25,584,396
April	2018	\$35,653,915	\$33,647,066
May	2018	\$28,099,117	\$27,222,835
June	2018	\$20,733,657	\$20,143,813
July	2018	\$24,600,073	\$23,915,832
August	2018	\$26,742,087	\$26,062,726
September	2018	\$21,428,772	\$20,911,105
October	2018	\$16,993,777	\$16,420,316
November	2018	\$21,533,478	\$20,940,687
December	2018	\$13,097,776	\$12,792,412
January	2019	\$21,776,680	\$21,260,366
February	2019	\$25,317,844	\$24,758,723
March	2019	\$28,032,007	\$27,130,728
April	2019	\$38,031,668	\$35,640,234
May	2019	\$31,486,108	\$30,596,687
June	2019	\$22,050,016	\$21,351,686
July	2019	\$24,472,169	\$23,733,889
August	2019	\$27,460,733	\$26,844,197
September	2019	\$21,790,762	\$21,187,516
October	2019	\$16,860,389	\$16,266,297
November	2019	\$22,269,053	\$21,540,169
December	2019	\$22,145,263	\$21,432,322
January	2020	\$24,048,169	\$23,459,789
February	2020	\$29,249,436	\$28,462,637
March	2020	\$33,062,888	\$31,951,313
April	2020	\$18,427,180	\$16,922,575
May	2020	\$6,941,237	\$6,138,937
June	2020	\$6,660,114	\$6,125,253
July	2020	\$13,565,275	\$13,003,137
August	2020	\$16,762,170	\$16,051,143
September	2020	\$14,608,659	\$13,927,672
October	2020	\$14,436,749	\$13,746,426
November	2020	\$18,067,259	\$17,365,859
December	2020	\$16,421,671	\$15,639,369