



JOE G. TEDDER - TAX COLLECTOR FOR POLK COUNTY

Tourist Development Tax Distribution Information

For JUNE 2019

| | |
|---------------|------------|
| DISTRIBUTION: | JUNE 2019 |
| REMITTANCE: | MAY 2019 |
| SALES: | APRIL 2019 |

DISTRIBUTION INFORMATION

| REMITTANCE TYPE | DISTRIBUTION |
|----------------------------|--------------------|
| Taxes Remitted for Period | \$1,501,041 |
| Advance Payments | \$3,692 |
| Delinquent+Penalties (All) | \$28,549 |
| | \$1,533,281 |

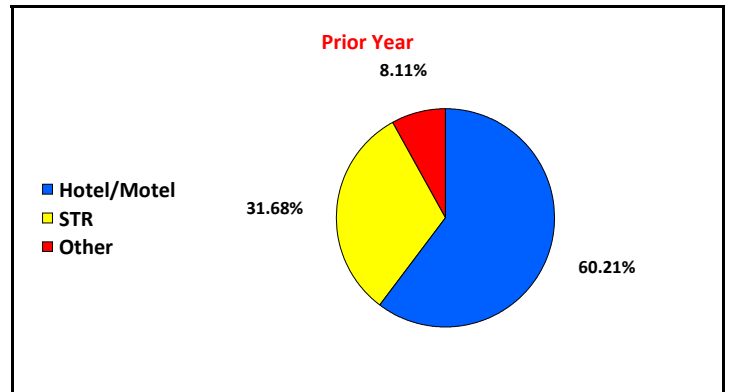
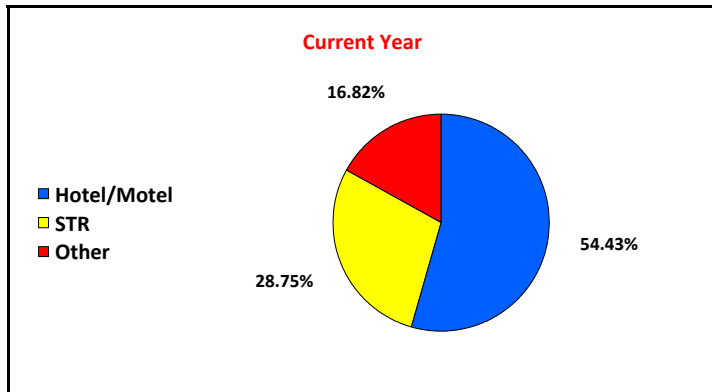
COMPARISON

| | |
|----------------------------|-------------|
| Total Distribution | \$1,533,281 |
| Distribution Previous Year | \$1,359,266 |
| Variance | \$174,015 |
| % of Change | 12.80% |

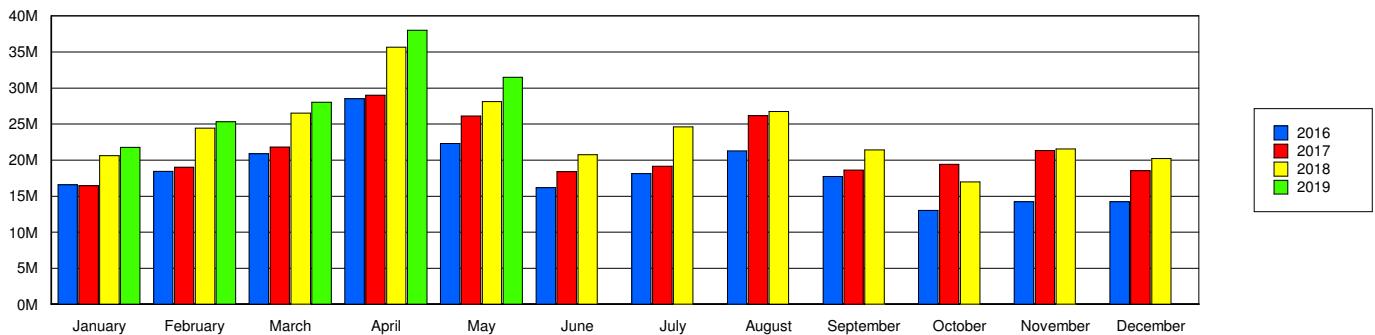
ACCOUNT PERFORMANCE

| Status | PAID | UNPAID | PAID % |
|-------------|-------|--------|--------|
| This Period | 5,663 | 428 | 92.97% |
| Prior Year | 5,813 | 388 | 93.74% |

DISTRIBUTION BREAKDOWN



Gross Receipts





JOE G. TEDDER - TAX COLLECTOR FOR POLK COUNTY

Tourist Development Tax Distribution Information

For JUNE 2019

| Month | Year | Gross Receipts By Remittance Month | Taxable Receipts By Remittance Month |
|-----------|------|---------------------------------------|-----------------------------------------|
| May | 2016 | \$22,286,023 | \$21,441,491 |
| June | 2016 | \$16,168,913 | \$15,578,412 |
| July | 2016 | \$18,137,117 | \$17,713,807 |
| August | 2016 | \$21,298,147 | \$20,936,817 |
| September | 2016 | \$17,734,455 | \$17,372,088 |
| October | 2016 | \$13,018,019 | \$12,506,438 |
| November | 2016 | \$14,218,939 | \$13,751,715 |
| December | 2016 | \$14,230,251 | \$13,763,028 |
| January | 2017 | \$16,463,654 | \$16,078,990 |
| February | 2017 | \$18,996,720 | \$18,449,885 |
| March | 2017 | \$21,818,558 | \$21,199,873 |
| April | 2017 | \$29,013,566 | \$27,023,610 |
| May | 2017 | \$26,103,589 | \$25,135,870 |
| June | 2017 | \$18,383,918 | \$17,801,397 |
| July | 2017 | \$19,142,588 | \$18,777,957 |
| August | 2017 | \$26,162,218 | \$25,710,520 |
| September | 2017 | \$18,619,945 | \$18,226,570 |
| October | 2017 | \$19,410,923 | \$18,764,780 |
| November | 2017 | \$21,340,334 | \$20,586,061 |
| December | 2017 | \$18,547,830 | \$17,971,106 |
| January | 2018 | \$20,617,211 | \$20,153,657 |
| February | 2018 | \$24,429,671 | \$23,803,592 |
| March | 2018 | \$26,498,671 | \$25,584,396 |
| April | 2018 | \$35,653,915 | \$33,647,066 |
| May | 2018 | \$28,099,117 | \$27,222,835 |
| June | 2018 | \$20,733,657 | \$20,143,813 |
| July | 2018 | \$24,600,073 | \$23,915,832 |
| August | 2018 | \$26,742,087 | \$26,062,726 |
| September | 2018 | \$21,428,772 | \$20,911,105 |
| October | 2018 | \$16,993,777 | \$16,420,316 |
| November | 2018 | \$21,533,478 | \$20,940,687 |
| December | 2018 | \$20,217,021 | \$19,496,470 |
| January | 2019 | \$21,776,680 | \$21,260,366 |
| February | 2019 | \$25,317,844 | \$24,758,723 |
| March | 2019 | \$28,032,007 | \$27,130,728 |
| April | 2019 | \$38,031,668 | \$35,640,234 |
| May | 2019 | \$31,486,108 | \$30,596,687 |