



JOE G. TEDDER - TAX COLLECTOR FOR POLK COUNTY

Tourist Development Tax Distribution Information

For JUNE 2021

| | |
|---------------|------------|
| DISTRIBUTION: | JUNE 2021 |
| REMITTANCE: | MAY 2021 |
| SALES: | APRIL 2021 |

DISTRIBUTION INFORMATION

| REMITTANCE TYPE | DISTRIBUTION |
|-----------------------------|--------------------|
| Taxes Remitted for Period | \$1,800,948 |
| Advance Paymentis | \$59 |
| Delinquenti+Penalties (All) | \$35,860 |
| | \$1,836,867 |

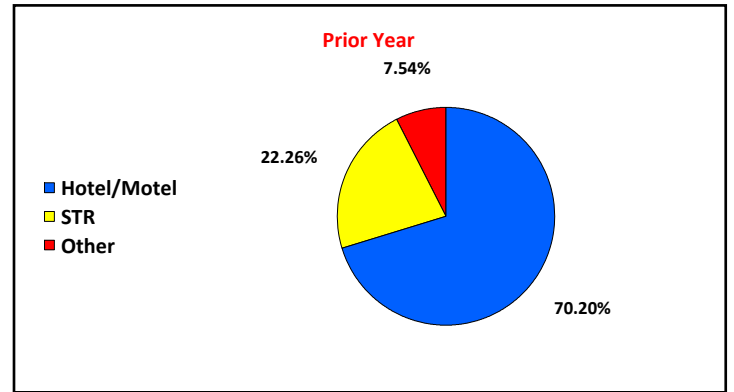
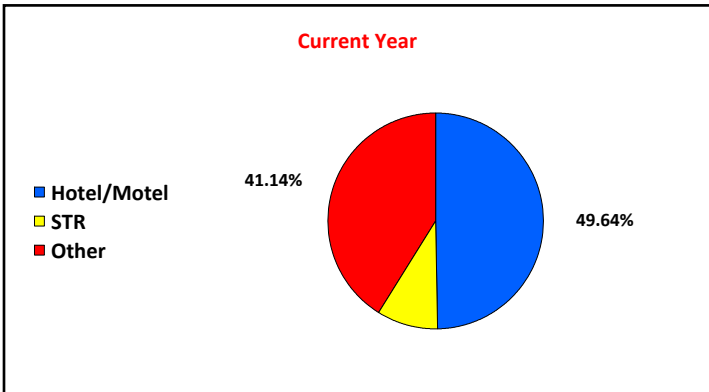
COMPARISON

| | |
|----------------------------|-------------|
| Total Distiribution | \$1,836,867 |
| Distribution Previous Year | \$332,648 |
| Variance | \$1,504,219 |
| % of Change | 452.20% |

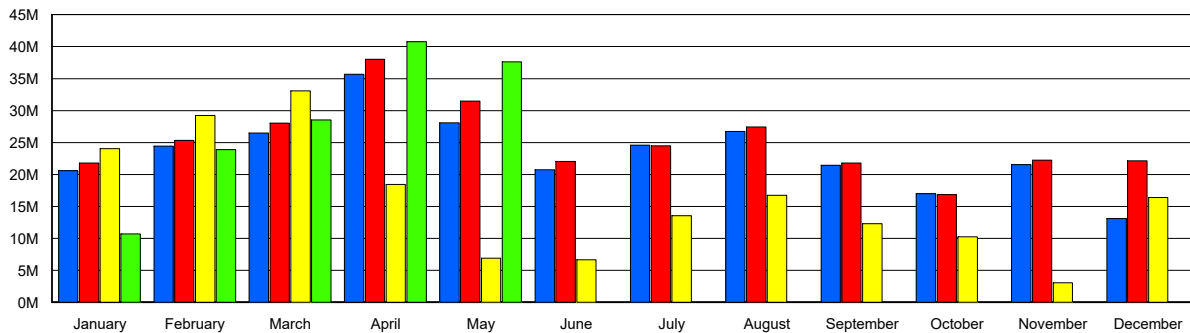
ACCOUNT PERFORMANCE

| Status | PAID | UNPAID | PAID % |
|-------------|-------|--------|--------|
| This Period | 3,241 | 2,038 | 61.39% |
| Prior Year | 5,106 | 751 | 87.18% |

DISTRIBUTION BREAKDOWN



Gross Receipts





**JOE G. TEDDER - TAX COLLECTOR
FOR POLK COUNTY**

Tourist Development Tax Distribution Information

For JUNE 2021

| Month | Year | Gross Receipts By Remittance Month | Taxable Receipts By Remittance Month |
|-----------|------|---------------------------------------|---|
| May | 2018 | \$28,099,117 | \$27,222,835 |
| June | 2018 | \$20,733,657 | \$20,143,813 |
| July | 2018 | \$24,600,073 | \$23,915,832 |
| August | 2018 | \$26,742,087 | \$26,062,726 |
| September | 2018 | \$21,428,772 | \$20,911,105 |
| October | 2018 | \$16,993,777 | \$16,420,316 |
| November | 2018 | \$21,533,478 | \$20,940,687 |
| December | 2018 | \$13,097,776 | \$12,792,412 |
| January | 2019 | \$21,776,680 | \$21,260,366 |
| February | 2019 | \$25,317,844 | \$24,758,723 |
| March | 2019 | \$28,032,007 | \$27,130,728 |
| April | 2019 | \$38,031,668 | \$35,640,234 |
| May | 2019 | \$31,486,108 | \$30,596,687 |
| June | 2019 | \$22,050,016 | \$21,351,686 |
| July | 2019 | \$24,472,169 | \$23,733,889 |
| August | 2019 | \$27,460,733 | \$26,844,197 |
| September | 2019 | \$21,790,762 | \$21,187,516 |
| October | 2019 | \$16,860,389 | \$16,266,297 |
| November | 2019 | \$22,269,053 | \$21,540,169 |
| December | 2019 | \$22,145,263 | \$21,432,322 |
| January | 2020 | \$24,048,169 | \$23,459,789 |
| February | 2020 | \$29,249,436 | \$28,462,637 |
| March | 2020 | \$33,062,388 | \$31,950,813 |
| April | 2020 | \$18,441,933 | \$16,937,327 |
| May | 2020 | \$6,941,237 | \$6,138,937 |
| June | 2020 | \$6,660,114 | \$6,125,253 |
| July | 2020 | \$13,565,275 | \$13,003,137 |
| August | 2020 | \$16,762,170 | \$16,051,143 |
| September | 2020 | \$12,284,926 | \$11,816,586 |
| October | 2020 | \$10,277,323 | \$9,932,406 |
| November | 2020 | \$3,072,469 | \$2,818,941 |
| December | 2020 | \$16,421,671 | \$15,639,369 |
| January | 2021 | \$10,736,294 | \$10,226,671 |
| February | 2021 | \$23,893,922 | \$23,077,380 |
| March | 2021 | \$28,526,696 | \$27,572,631 |
| April | 2021 | \$40,774,902 | \$39,645,625 |
| May | 2021 | \$37,645,405 | \$36,593,139 |