



JOE G. TEDDER - TAX COLLECTOR FOR POLK COUNTY

Tourist Development Tax Distribution Information

For MARCH 2020

DISTRIBUTION:	MARCH 2020
REMITTANCE:	FEBRUARY 2020
SALES:	JANUARY 2020

DISTRIBUTION INFORMATION

REMITTANCE TYPE	DISTRIBUTION
Taxes Remitted for Period	\$1,412,523
Advance Payments	\$4,531
Delinquent+Penalties (All)	\$4,556
	\$1,421,610

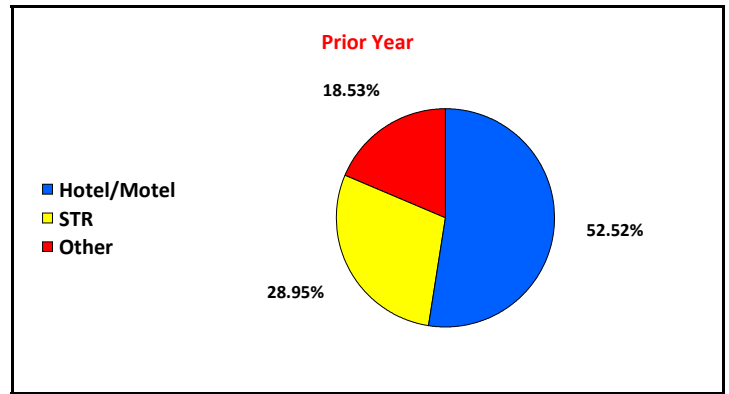
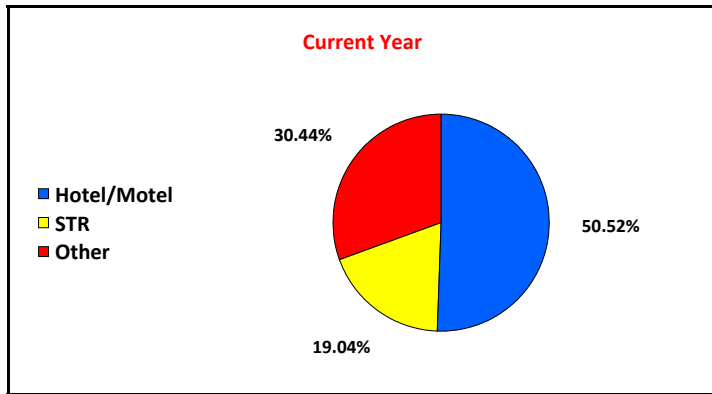
COMPARISON

Total Distribution	\$1,421,610
Distribution Previous Year	\$1,248,555
Variance	\$173,055
% of Change	13.86%

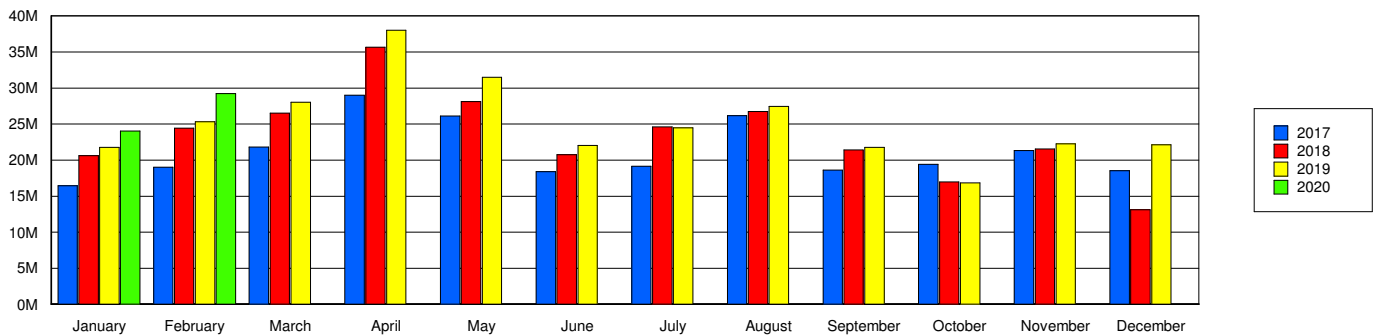
ACCOUNT PERFORMANCE

Status	PAID	UNPAID	PAID %
This Period	5,473	522	91.29%
Prior Year	5,673	463	92.45%

DISTRIBUTION BREAKDOWN



Gross Receipts





JOE G. TEDDER - TAX COLLECTOR FOR POLK COUNTY

Tourist Development Tax Distribution Information

For MARCH 2020

Month	Year	Gross Receipts By Remittance Month	Taxable Receipts By Remittance Month
February	2017	\$18,996,720	\$18,449,885
March	2017	\$21,818,558	\$21,199,873
April	2017	\$29,013,566	\$27,023,610
May	2017	\$26,103,589	\$25,135,870
June	2017	\$18,383,918	\$17,801,397
July	2017	\$19,142,588	\$18,777,957
August	2017	\$26,162,218	\$25,710,520
September	2017	\$18,619,945	\$18,226,570
October	2017	\$19,410,923	\$18,764,780
November	2017	\$21,340,334	\$20,586,061
December	2017	\$18,547,830	\$17,971,106
January	2018	\$20,617,211	\$20,153,657
February	2018	\$24,429,671	\$23,803,592
March	2018	\$26,498,671	\$25,584,396
April	2018	\$35,653,915	\$33,647,066
May	2018	\$28,099,117	\$27,222,835
June	2018	\$20,733,657	\$20,143,813
July	2018	\$24,600,073	\$23,915,832
August	2018	\$26,742,087	\$26,062,726
September	2018	\$21,428,772	\$20,911,105
October	2018	\$16,993,777	\$16,420,316
November	2018	\$21,533,478	\$20,940,687
December	2018	\$13,097,776	\$12,792,412
January	2019	\$21,776,680	\$21,260,366
February	2019	\$25,317,844	\$24,758,723
March	2019	\$28,032,007	\$27,130,728
April	2019	\$38,031,668	\$35,640,234
May	2019	\$31,486,108	\$30,596,687
June	2019	\$22,050,016	\$21,351,686
July	2019	\$24,472,169	\$23,733,889
August	2019	\$27,460,733	\$26,844,197
September	2019	\$21,790,762	\$21,187,516
October	2019	\$16,860,389	\$16,266,297
November	2019	\$22,269,053	\$21,540,169
December	2019	\$22,145,263	\$21,432,322
January	2020	\$24,048,169	\$23,459,789
February	2020	\$29,249,436	\$28,462,637