

TCPC's Dealer Training

Presented by Laura Stokes

Laura Stokes– Dealer Liaison

- ▶ Contact Information
 - **863-534-4734**



TCPC Mission



MISSION
“What We Do”

“We are working to earn the public’s trust and confidence by providing the best in customer service, assured quality, and the efficient use of public funds.”

Tax Collector’s Office Mission Statement


Adopted 1997 (Revised in August 2012)

Objectives

- ▶ Understand our mission as the Tax Collector for Polk County
- ▶ Understand the various acronyms, terms and definitions associated with DMV transactions
- ▶ Locate external resources for assistance with title work (including the Internet and your folders we have provided you with)
- ▶ Identify requirements for DMV compliance
- ▶ Understand Out of State Titles and Florida Titles for Transfer
- ▶ Accurately complete HSMV 82040 Application for Title and understand other commonly used HSMV forms
- ▶ Identify odometer disclosure/declaration requirements and sales tax requirements



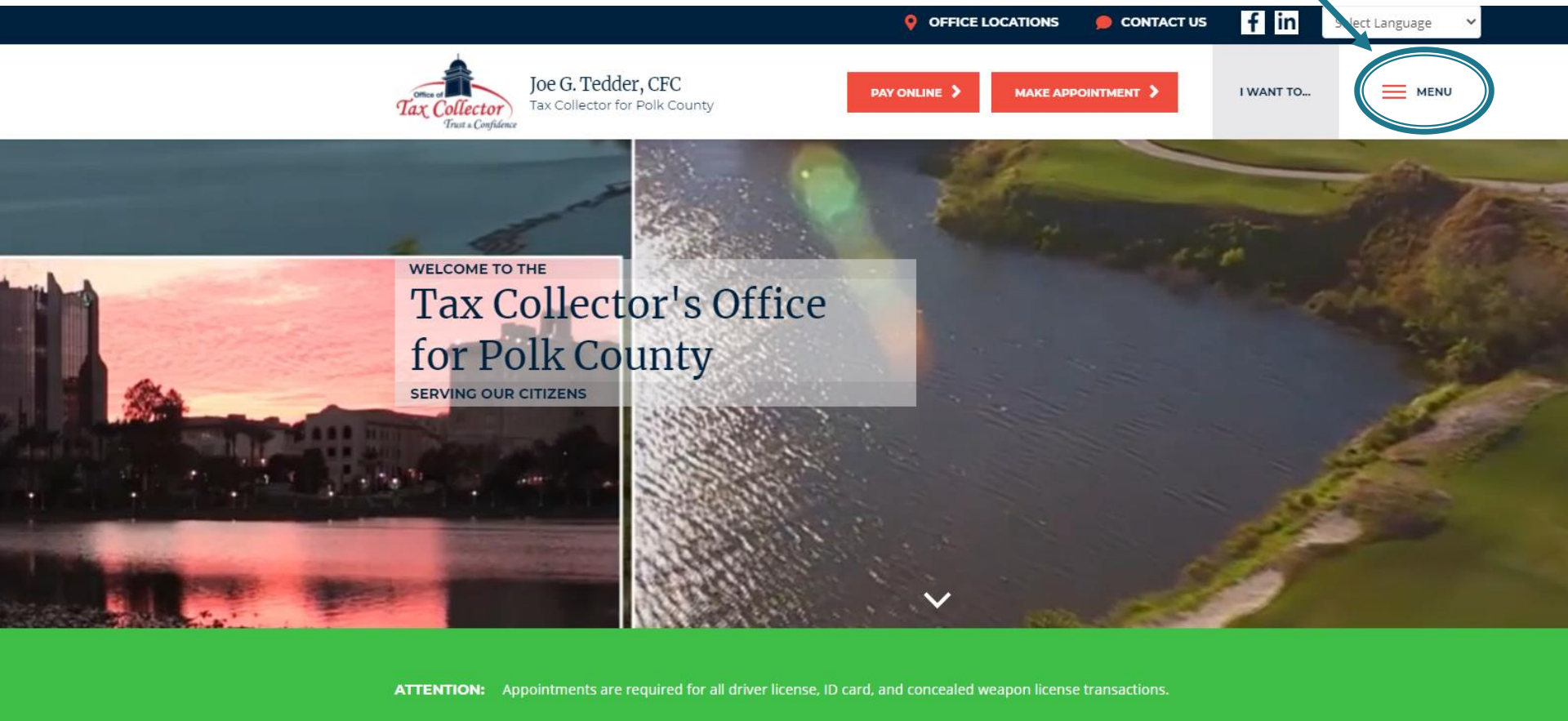
Our Availability to You



- ▶ Our offices:
 - Located in Bartow, Lakeland, North Ridge, Lake Wales, and Winter Haven
- ▶ Hours:
 - 8:30–5:00p.m.
 - Winter Haven– 8:30– 5:00p.m.
- ▶ Our addresses are on your “Misc. Information” handout.



Online



Online



Joe G. Tedder, CFC
Tax Collector for Polk County

PAY ONLINE >

MAKE APPOINTMENT >

I WANT TO...

✕ MENU

Motorist Services

- Driver Licenses & ID Cards
- Teen Driver Information
- Renew Registrations
- Auto Registrations & Titles
- Vessel Registrations & Titles
- Mobile Home Registrations & Titles
- Trailer Registrations & Titles
- Commercial Truck Registrations & Titles
- Specialty & Personalized Plates
- Disabled Person Parking
- VIN Verifications
- Motor Vehicle Forms
- Dealers**

Property Taxes

- Search & Pay Property Taxes
- Taxing Authorities
- Millage Rates and Fees
- Mobile Home Taxes
- Discount Periods
- Installment Options
- Property Tax Deferrals
- Exemption Information
- Tax Track
- Sample Property Tax Bill
- Delinquency & Tax Sale Information

Local Business Activities

- Search & Pay Local Business Taxes
- Local Business Taxes
- Local Business Tax Advisories
- Local Business Tax Penalties
- Local Business Tax Activity Codes
- Going Out of Business Permits
- Tourist Development Taxes (TDT)
- TDT Online Returns & Payments
- TDT Advisories
- TDT Reports

Other Services

- Concealed Weapon Licenses
- Hunting & Fishing Licenses
- Veterans Information
- Disabled Persons Information
- Senior Citizens Information
- Kids Tag Art
- Purchase Kids Tag Art
- File Download Requests
- Public Records Requests

About Us

- Locations
- Holidays & Closures
- Contact Us
- Career Opportunities
- Important Deadlines
- Joe G. Tedder, Tax Collector
- Administration
- Mission, Vision, Values & Focus Points
- Annual Report
- History
- News Briefs

ATTENTION: Appointments are required for all permit, license, ID card, and vehicle title and license transactions.

Contact Us

Online

Dealers

DEALERS

**PHONE AND FAX
INFORMATION**

DEALER SERVICE POLICIES

DEALER STATISTICS

Dealers

The Tax Collector's Office is proud to bring you our Dealers Section Website. Here you can access and review the very latest in updates, bulletins, and posted information that your Tax Collector's Office has for you.

Dealer Liaison



As a result of your feedback, we have created a position, the Dealer Liaison, to better meet your needs. The Dealer Liaison will be reviewing the services we provide to dealers in the lobby, work dropped off, and electronic filing system (EFS) to determine how we can help make your contacts with our office work better for both you and us.

Laura is a native Floridian born in Miami but moved to Polk County at a young age. She graduated from Haines City High School and was very active in the band. She is a graduate of Polk State College and is also a Certified Public Manager and Certified Florida Collections Assistant.

She is dedicated to her family and church and to many community organizations such as the Order of the Eastern Star, the International Order of Rainbow for Girls, the Society of Decorative Painters, and has earned the rank of "Kentucky Colonial."

In the meantime, she can be contacted at **863-534-4734**.


Note: Please add an instruction sheet as to what is needed to be uploaded to us as well as the document. On the subject line, along with the title, tag or customer's name, to add the person's name of who the upload's attention is to.

Dealer Title Training

For Dealer Title Training, [click here](#).

Commonly Used Forms

Commonly Used Forms

- ▶ When you select the link, “Commonly Used Forms,” you will find many of the forms you will need to complete.
 - ▶ For your convenience, we have provided you with an overview of the most commonly used forms in your notebook.
 - ▶ Let’s review.
- 

Commonly Used Forms

FORM NUMBER	PURPOSE
82002	Registration Fee Exemption
82040	Application for Title
82053	Power of Attorney
82101	Duplicate Title
82139	Notice of Lien
82260	Lien Satisfaction
82994	Dealer Reassignment (Available at the Tax Collector's Office)
82995	Secure Power of Attorney (Available at the Tax Collector's Office)
83330	Insurance Affidavit
83146	Replace Plate/Decal
UDS308	Affidavit- Used in conjunction with form 82993 to correct Odometer Errors – Must be on dealer letterhead. Get form 82993
UDS309	Fast Title Authorization Release
F0003	Dealer Request Form
F0019	Dealer Authorization Form
F0006	Third Party POA

DMV Procedure Manual

- ▶ Another link available to you is the “DMV Procedure Manual.” (scroll down the website)
- ▶ Again, in your notebooks, we have provided you with a list of the most common procedures you will use for all of your motor vehicle transactions.

WEBSITES

[State Website](#)

[DMV Procedure Manual](#)

[Department of Revenue](#)

[Office of Insurance Regulations](#)

[Department of State](#)

[Florida Dept. of State Division of Corporations](#)

[Motor Vehicle Check](#)

[Driver License Check](#)

[ELT Participants](#)

[Florida Statutes](#)

[DOR Forms List](#)

[Dealer Advisories](#)

[Dealer Licensing Requirements](#)

[DMV Website](#)

DMV Procedure Manual

One of the best ways to ensure accurate work is to familiarize yourself with the DMV Procedure Manual. This is the resource we use to answer questions and verify information. When you become familiar with the manual, you will save time and improve the quality of your work.

Here are the most common Procedures used for Motor Vehicle Transactions.

Title and Lien Procedures

TL-01- This procedure contains information pertaining to identification and signature requirements, including out of state titles and their signature requirements.

TL-02- This procedure covers Power of Attorney information.

TL-05- This procedure deals with duplicate title applications.

TL-08- Everything you ever wanted to know about sales and use tax pertaining to motor vehicles can be found in this section.

TL-10- This covers *original* title transactions. This includes MCO/MSO's and any out of state title that is becoming a Florida title *for the first time*.

TL-11- This covers transfer title transactions. These would be Florida title transfers. It's *already* a Florida title and is being transferred to another individual and is *remaining* a Florida title.

TL-33- This procedure has to do with lien satisfactions and alternate methods of removing liens.

Registration Procedures

RS-01- Overview of Motor Vehicle Registration Requirements

RS-02- Registration (Renewal) Periods

RS-30- Initial Registration Fee

Acronyms, Terms, and Definitions

▶ **FRVIS**

- Florida Real-Time Vehicle Information System
- Tag and Titles

▶ **FDLIS**

- Florida Driver License Information System
- Driver License


▶ **DHSMV**

▶ **HSMV**

▶ **DMV**

▶ **DMS**

- Department of Motorist Services



Department of Highway Safety and
Motor Vehicles (Tag and Titles)

*See handout “Acronyms, Terms
and Definitions”

Acronyms, Terms, and Definitions

▶ **DDL**

- Division of Driver License

▶ **DHSMV (DMV Procedure Manuals)**

- TL– Titles
- RS– Registrations
- VSTL– Vessel Titles
- VSRS– Vessel Registrations
- TA– Technical Advisory


▶ **UDS**

- Unified Document System (Tax Collector In-House Forms)
- Tag and Title & Driver's License

Acronyms, Terms, and Definitions

- ▶ **POA**
 - Power of Attorney
- ▶ **ELT**
 - Electronic Lien Title
- ▶ **VIN**
 - Vehicle Identification Number
- ▶ **MSO/MCO**
 - Manufacture's Statement of Origin or Manufacturer's Certificate of Origin.
 - This is initial ownership documentation on a new motor vehicle
- ▶ **GVW/LOC**
 - Gross Vehicle Weight/Mobile Home Location Code

Acronyms, Terms, and Definitions

- ▶ **Transferor– Seller; Transferee– Buyer**
 - ▶ **Odometer Disclosure**
 - An odometer verification statement requiring the transferor to state the odometer information and the transferee to acknowledge the statement.
 - ▶ **Conforming**
 - A document (title) containing a federal odometer disclosure statement.
 - ▶ **Non–Conforming**
 - A document (title) that does not contain all the elements of a federal odometer disclosure statement.
- 

Acronyms, Terms, and Definitions


▶ **Odometer Declaration**

- An odometer verification statement signed by the owner of the motor vehicle.

▶ **Alteration**

- A strike over, erasure, ink over, white out or any other method of change to an odometer disclosure statement or odometer declaration.

▶ **Discrepancy**

- An odometer reading or date appearing on any document submitted that is lower or precedes a previously recorded amount or date.
- 

Acronyms, Terms, and Definitions

▶ **Omission**

- Any part of a required statement that has been left out.

▶ **Exemptions**

- Odometer disclosure/declaration is not required for:
 - Vehicles which are 20 calendar years old or older as of January 1, 2021.
 - Vehicles which are not self propelled
 - MSO/MCO– Dealer-to-Dealer swaps

▶ **Penalty Fee**

- A fee charged when proof of ownership is not transferred within a specific time frame. (30 days for titles)

Acronyms, Terms, and Definitions

▶ April 29, 1990

- This is the date the Florida Odometer Law went into effect.

Note: The following are NOT ACCEPTABLE odometer statements and cannot be used on ANY application for Florida title.

- ▶ **ETM:** Estimated True Mileage
- ▶ **TMU:** True Mileage Unknown
- ▶ **Uncertified:** Some states brand the title “Uncertified” because a sale did not take place and an odometer disclosure did not have to be made. Some examples are: vehicles coming into their state with no ownership change, repossession, and when following deceased owner instructions.




Obtaining Titles and Registrations

Titles (In/Out of State), Non-Conforming Titles,
Proof of Ownership, Odometer Disclosure

TL- 01 Section III

- ▶ HSMV 82040
 - If title work is completed using applicant's Florida driver license or id card- we will accept without a copy of applicant's proof of identification.
 - If applicant's proof of identification is **NOT** a Florida driver license or id card- Dealers **MUST** submit a copy of this proof with the application.



TL- 01 Section III



- ▶ Acceptable forms of identification are:
 - A valid out of state driver license or identification card with photo
 - A valid U.S. passport
 - A valid Canadian driver license, identification card, or passport
 - A valid driver license or identification card from any U.S. Territory
 - A valid out-of-country passport

*If a passport is used, we must have a copy of the pages containing the personal data, bearer's signature, and a photo. (Do not copy Visa pages.)

The handout, "ID Requirements," in your book will help you remember what we need.

Group Discussion 1

- ▶ Can you think of a time when you have had difficulty getting a deal processed because of not being able to get correct ID requirement documents from a customer?
- ▶ Talk it out amongst your groups.



TL- 01 Section III

- ▶ Businesses and legal entities– You will need to prove their validity with documents such as:
 - Copies of governmentally filed FEID documents
 - Fictitious name documents
 - Incorporation papers
 - “Certificate of Status” from the Department of State

WEBSITES

State Website

DMV Procedure Manual

Department of Revenue

Office of Insurance Regulations

Department of State

Florida Dept. of State Division of Corporations

Motor Vehicle Check

Driver License Check

ELT Participants

Florida Statutes

DOR Forms List

Dealer Advisories

Dealer Licensing Requirements

DMV Website

This proof must be submitted to the Tax Collector along with HSMV 82040.

Sunbiz.org

Doesn't match?

- ▶ What if my paperwork doesn't meet the identification requirement?
- ▶ We no longer accept paperwork which does not meet the identification requirement.



Signature Requirements

- Keep these requirements handy when you are filling out your documents.

- Most of our dealer work is sent back due to a lack of required signatures.



Signature Requirements

Transfer of Title

ALL signatures are required on documents supporting the title transfer when:

- Sellers are **transferring** a Florida title from two or more names connected by the word "**and**".
- Buyers are **applying** for Florida title in two or more names (regardless of conjunction).

ONE signature is required on the documents supporting the title transfer when:

- Sellers are transferring Florida title from two or more names connected by the word "**or**".

When co-owners wish to change the conjunction "**or**" to "**and**," or reverse the order of the names on the title, the title **MUST** be complete for transfer. The application must also reflect the change and be signed by both owners.

Duplicate Titles

ALL signatures are required on the duplicate title application (HSMV 82101) when the names on the current title are joined by "**and**".

ONE signature is required on the duplicate title application when the names on the current title are joined by "**or**".

Lien Add


ALL signatures are required on the lien add application (HSMV 82139) when the names on the current title are joined by "**and**".

ONE signature is required on the lien add application when the names on the current title are joined by "**or**".

All required signatures must be original. If you are signing on behalf of your customer, please submit the **original or certified copy** of the Power of Attorney that allows you to do so.

Insurance Requirements

- ▶ Always make sure that the insurance numbers are recorded correctly on forms.
- ▶ If a number is entered into the system wrong, an insurance suspension may occur on your customer's driver license.
- ▶ Review the handout, "Insurance," for our required acceptable proof of insurance documents.



Insurance

Acceptable Proof

What kind of insurance do we accept?

- Florida Automobile Insurance Identification Card
- Florida Insurance Policy
- Insurance Binder
- Form HSMV 83330

FLORIDA AUTOMOBILE INSURANCE IDENTIFICATION CARD
STATE FARM INSURANCE COMPANIES

POLICY NUMBER 748 8818-04 5		CD NUMBER P19	EFFECTIVE DATE 09/95
<input checked="" type="checkbox"/> PERSONAL INJURY PROTECTION <input type="checkbox"/> PROPERTY DAMAGE		<input checked="" type="checkbox"/> BODILY INJURY <input type="checkbox"/> VOL.	
NAMED INSURED John R Smith			
COVERAGES: A P19 C 0500 0500 H R1 US			
YS	MAKE	VEHICLE IDENTIFICATION NUMBER	
2002	DODGE	1S4HJGJG12133248	
AGENT: ROBIN SIBBONS RES AGENCY INC			
PHONE: (813)259-2028			
NOT VALID MORE THAN ONE YEAR FROM EFFECTIVE DATE			

FLORIDA INSURANCE AFFIDAVIT

I, CUSTOMER NAME do hereby certify that I

have: ☒ Personal Injury Protection ☒ Property Damage Liability, currently in effect with:

<u>INSURANCE COMPANY NAME</u>	<u>POLICY #</u>	<u>FL 5 DIGIT CODE</u>
Insurance Company Name / Agent	Policy Number / Binder Number	Company Number (5 digits)
on the following described motor vehicle	<u>YR</u> <u>MAKE</u> <u>VIN</u>	
	Year Make Vehicle Identification Number	

This insurance company is licensed to issue insurance policies in Florida.

UNDER PENALTIES OF PERJURY, I DECLARE THAT I HAVE READ THE FOREGOING DOCUMENT AND THAT THE FACTS STATED IN IT ARE TRUE.

CUSTOMER'S SIGNATURE
Signature of Insured
PURSUANT TO S. 320.02, F.S.

HSMV 83330 (Rev. 11/99) S

Insurance Suspensions

Vehicle registrations and driver licenses can be suspended if insurance information is entered incorrectly. Insurance information is verified electronically. If the information you provide does not verify with the insurance company, it will cause a suspension.

Other times, a "stop" may be placed on a person. These can occur for a variety of reasons (unpaid child support, unpaid tickets, unpaid parking tickets, etc).

If there is either an insurance suspension or any other type of stop, it will not allow a registration to be extended (renewed). However, an original registration can be issued in these circumstances.]

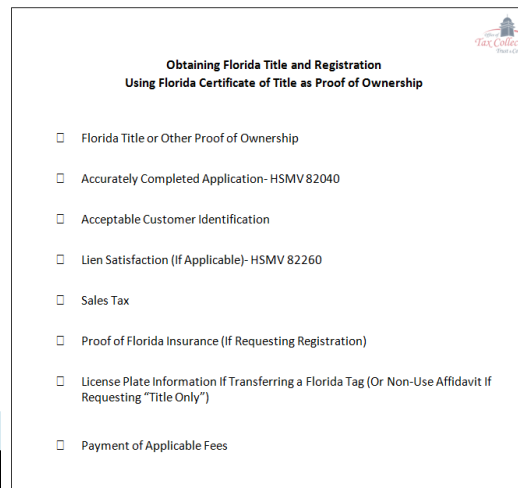
Form 83330

FLORIDA INSURANCE AFFIDAVIT		
Under penalty of perjury, I _____ certify that I have (Name of Insured)		
<u>Personal Injury Protection, Property Damage Liability, and, when required, Bodily Injury Liability</u>		
Insurance currently in effect with _____ under (Name of Insurance Company)		
_____	_____	covering the following motor vehicle:
(Policy Number)	Company Code Number (5 digits)	
_____	_____	_____
Year	Make	Vehicle Identification Number
This insurance company is licensed to issue insurance policies in Florida. <u>I understand that my driver license, license plate(s) and registration(s) will be suspended effective from the registration date, if the insurer denies that this policy is in force.</u>		
_____ Signature of Insured		
WARNING: GIVING FALSE INFORMATION IN ORDER TO OBTAIN A VEHICLE REGISTRATION CERTIFICATE IS A CRIMINAL OFFENSE UNDER FLORIDA LAW. ANYONE GIVING FALSE INFORMATION ON THIS AFFIDAVIT IS SUBJECT TO PROSECUTION.		
HSMV 83330 (Rev. 09/09) www.flhsmv.gov		

A copy of this form can be found in your notebooks for future reference.

Proof of Ownership

- ▶ Obtaining FL title and registration using FL certificate of title as proof of ownership
 - To make things easier, we have a checklist in your notebooks.
 - When you are ready to turn everything into us, use this checklist to make sure your title is conforming, your 82040 form is filled out correctly, you've applied the appropriate sales tax, etc.



The image shows a checklist titled "Obtaining Florida Title and Registration Using Florida Certificate of Title as Proof of Ownership". The checklist is enclosed in a rectangular box with a thin black border. In the top right corner of the box, there is a small logo for "Tax Collector" with a house icon and the text "Hillsborough County". The checklist consists of ten items, each preceded by a small square checkbox. The items are: Florida Title or Other Proof of Ownership, Accurately Completed Application- HSMV 82040, Acceptable Customer Identification, Lien Satisfaction (If Applicable)- HSMV 82260, Sales Tax, Proof of Florida Insurance (If Requesting Registration), License Plate Information If Transferring a Florida Tag (Or Non-Use Affidavit If Requesting "Title Only"), and Payment of Applicable Fees. The bottom of the box features a decorative graphic with blue and black diagonal stripes.

Obtaining Florida Title and Registration
Using Florida Certificate of Title as Proof of Ownership

☐ Florida Title or Other Proof of Ownership

☐ Accurately Completed Application- HSMV 82040

☐ Acceptable Customer Identification

☐ Lien Satisfaction (If Applicable)- HSMV 82260

☐ Sales Tax

☐ Proof of Florida Insurance (If Requesting Registration)

☐ License Plate Information If Transferring a Florida Tag (Or Non-Use Affidavit If Requesting "Title Only")

☐ Payment of Applicable Fees

T004983322

Florida Conforming Title

CERTIFICATE OF TITLE

Identification Number 17DIGITVINHERE	Year 2006	Make TOYT	Body 2D	WT-L-BHP 2875	Vessel Reg. No.	Title Number 12345678	Lien Release Interest (the described vehicle is hereby released)
---	--------------	--------------	------------	------------------	-----------------	--------------------------	---

Prev State: NEW Color: WHI Primary brand: Secondary brand: Res or Brands: Use: PRIVATE Prev Issue Date: 11/19/2006 By: Title: Date: 11/19/2006

Odometer Status or Vessel Manufacturer or OH Use: 156 MILES 11/19/2006 ACTUAL Hull Material: Prop: Date of Issue: 11/19/2006

Registered Owner
 BARNEY RUBBLE
 13025 STARKEY RD
 LARGO, FL 33773

1st Lienholder
 ABC CARS INC
 PO BOX 65
 LARGO, FL 33773

DIVISION OF MOTOR VEHICLES TALLAHASSEE FLORIDA DEPARTMENT OF HIGHWAY SAFETY AND MOTOR VEHICLES

Carl A. Ford, Director **SAMPLE** Paul O. Dickinson, II, Executive Director

Control Number: 00007558

TRANSFER OF TITLE BY SELLER (This section must be completed at the time of sale.)
 Federal and state law require that the seller state the mileage, purchase's name, selling price and date sold in connection with the transfer of ownership.
 Failure to complete or providing a false statement may result in fines and/or imprisonment.
 This title is warranted to be free from any lien except as noted on the face of the certificate and the motor vehicle or vessel described is hereby transferred to:

Seller Must Enter Purchaser's Name: Carmax Address: Seller Must Enter Date Sold: 11/19/07

Seller Must Enter Selling Price: Trade in I/we state that this: ☐ 5 yr ☐ 6 digit odometer now reads: 10,612 (one ten thousand six hundred twelve) miles, date read: 11/19/07 and I hereby certify that to the best of my knowledge the odometer reading: ☐ 1. reflects ACTUAL MILEAGE. ☐ 2. is IN EXCESS OF IT'S MECHANICAL LIMITS. ☐ 3. is NOT THE ACTUAL MILEAGE.

UNDER PENALTIES OF PERJURY, I DECLARE THAT I HAVE READ THE FOREGOING DOCUMENT AND THAT THE FACTS STATED IN IT ARE TRUE.

SELLER Must Sign Here: Barney Rubble CO-SELLER Must Sign Here: Print Here: Barney Rubble Print Here: Selling Dealer's License Number: Tax No.: Tax Collected: Auction Name: License Number: PURCHASER Must Sign Here: Barney Rubble CO-PURCHASER Must Sign Here: Print Here: Barney Rubble for Carmax Print Here: NOTICE: \$10.00 PENALTY IS REQUIRED BY LAW IF NOT SUBMITTED FOR TRANSFER WITHIN 30 DAYS AFTER DATE OF PURCHASE

Conforming Titles

- Titles that contain all of the elements of a federal odometer disclosure.
- If the title is a conforming title, the reassignment **must** occur on the title (if there are reassignments available).

- Vehicle information (Year, Make, Vin & Body Type)
- Seller's Printed Name and Address.

Florida Conforming Title

This title is warranted to be free from any liens except as noted on the face of the certificate and the motor vehicle or vessel described is hereby transferred to:

Seller Must Enter Purchaser's Name: Carmax Address: 173 Carmax Ln, Carville, FL 33614

Seller Must Enter Selling Date: Trade In Sell. M. P. D. Y. M. D. Y. 4/10/17

I/We state that this ☐ 5 or ☒ 6 digit odometer now reads 10612 ☒ (no tenths) miles, date read 4/18/16 and I hereby certify that to the best of my knowledge the odometer reading:

☒ 1. reflects ACTUAL MILEAGE. ☐ 2. is IN EXCESS OF IT'S MECHANICAL LIMITS. ☐ 3. is NOT THE ACTUAL MILEAGE

UNDER PENALTIES OF PERJURY, I/WE DECLARE THAT I/HAVE READ THE FOREGOING DOCUMENT AND THAT THE FACTS STATED IN IT ARE TRUE.

SELLER Must Sign Here: Barney Rubble CO-SELLER Must Sign Here: _____

Print Here: Barney Rubble Print Here: _____

Selling Dealer's License Number: _____ Tax No.: _____ Tax Collected: _____

Auction Name: _____ License Number: _____

PURCHASER Must Sign Here: Degan Powers CO-PURCHASER Must Sign Here: _____

Print Here: Degan Powers for Carmax Print Here: _____

NOTICE: \$10.00 PENALTY IS REQUIRED BY LAW IF NOT SUBMITTED FOR TRANSFER WITHIN 30 DAYS AFTER DATE OF PURCHASE

STATE OF FLORIDA

Seller's printed name, Signature and Address
Odometer Reading, Date and Attestment
Purchaser's printed name, Signature and Address

Florida Certificate of Title

The top area may or may not be attached. This can be used as a lien satisfaction.

The next item is vehicle information.

Following that is the owner information. How many owners are listed?

Is there a lien on this vehicle? If so, has it been satisfied?

The bottom is for transfer of title by seller and is to be completed by the seller.

Is there anything that might be a red flag?

Mail Lien Satisfaction to: Dept of Highway Safety and Motor Vehicles, Not Kirkman Building, Tallahassee, FL 32399-0600

STATE OF FLORIDA

Identification Number: 17DIGITVINHERE Year: 2006 Make: TOYT Body: 2D WT-L-BHP: 2875 Vessel Regs. No.: Title Number: 1234567

Registered Owner:
BARNEY RUBBLE
13025 STARKEY RD
LARGO, FL 33773

Date of Issue: 8/19/07

IMPORTANT INFORMATION

- When ownership of the vehicle described herein is transferred, the seller MUST complete in full the Transfer of Title by Seller section at the bottom of the certificate of title.
- Upon sale of this vehicle, the seller must complete the notice of sale on the reverse side of this form.
- Remove your license plate from the vehicle.
- See the web address below for more information and the appropriate forms required for the purchaser to title and register the vehicle, mobile home or vessel:
<http://www.hsmv.state.fl.us/tim/titinf.html>

Mail To:
ABC CARS INC
PO BOX 65
LARGO, FL 33773

CERTIFICATE OF TITLE

Identification Number: 17DIGITVINHERE Year: 2006 Make: TOYT Body: 2D WT-L-BHP: 2875 Vessel Regs. No.: Title Number: 12345678

Prev State: NEW Color: WHI Primary Brand: Secondary Brand: No of Brands: 1 Use: PRIVATE Prev Issue Date: 11/19/2006

Odometer Status or Vessel Manufacturer or OH use: 156 MILES 11/19/2006 ACTUAL Fuel Material: Prev: 11/19/2006 Date:

Registered Owner:
BARNEY RUBBLE
13025 STARKEY RD
LARGO, FL 33773

1st Lienholder:
ABC CARS INC
PO BOX 65
LARGO, FL 33773

Division of Motor Vehicles TALLAHASSEE FLORIDA DEPARTMENT OF HIGHWAY SAFETY AND MOTOR VEHICLES

Carl A. Ford Director Paul O. Dickinson, II Executive Director

Control Number: 00007668

TRANSFER OF TITLE BY SELLER (This section must be completed at the time of sale.)

Federal and/or state law require that the seller state the mileage, purchase's name, selling price and date sold in connection with the transfer of ownership. This title is warranted to be true from any lien except as noted on the face of the certificate and the motor vehicle or vessel described is hereby transferred to:

Seller Must State Purchaser's Name: Carmax Address: 100 GTB Blvd, G2, FL 33761

Seller Must State Selling Price: Paid in 10,612 Seller Must State Date Sold: 11/19/07

Who state that this: ☐ 1. is in EXCESS OF ITS MECHANICAL LIMITS ☒ 2. is IN EXCESS OF ITS MECHANICAL LIMITS ☐ 3. is NOT THE ACTUAL MILEAGE

UNDER PENALTIES OF PERJURY, I DECLARE THAT I HAVE READ THE FOREGOING DOCUMENT AND THAT THE FACTS STATED IN IT ARE TRUE.

Seller's Name: Barney Rubble CO-SELLER Must Sign Here: Print Here: Barney Rubble

Selling Dealer's License Number: Tax No.: Tax Collected:

PURCHASER Must Sign Here: CO-PURCHASER Must Sign Here: Print Here: Print Here:

NOTICE: \$10.00 PENALTY IS REQUIRED BY LAW IF NOT SUBMITTED FOR TRANSFER WITHIN 30 DAYS AFTER DATE OF PURCHASE

VOID IF ALTERED

LIEN SATISFACTION

Florida Certificate of Title-Back

The top is the "Notice of Sale" and may or may not be attached.

There are three areas for dealer reassignments.

Do you remember who our listed owner sold his car to? Who did they reassign it to?

Who is the final retail purchaser?

How much sale tax was collected?

Does everything look good on these reassignments?

STATE OF FLORIDA
DEPARTMENT OF HIGHWAY SAFETY AND MOTOR VEHICLES
DIVISION OF MOTOR VEHICLES
Neil Kirkman Building - Tallahassee, FL 32399-0620
Notice of Sale of Motor Vehicle, Mobile Home or Vessel

Section 319.22(2), Florida Statutes, provides that by filing this form, you can avoid any civil liability for the operation of the sold motor vehicle, vessel or mobile home. In addition to filing this form, we suggest you keep a copy of your bill of sale (we suggest it be notarized), certificate of title or other type of transaction document showing the vehicle was sold. Complete the information below, tear the top portion of this document at the perforation and mail to the address above or submit to your local tax collector's office or license plate agency.

I have this _____ day of _____, transferred by assignment of and delivered Florida Certificate of Title to:

Name: Purchaser(s) _____ Address _____ Selling Price \$ _____

UNDER PENALTIES OF PERJURY, I DECLARE THAT I HAVE READ THE FOREGOING DOCUMENT AND THAT THE FACTS STATED IN IT ARE TRUE.

Seller's Signature _____ Co-Seller's Signature _____

NOTE: THE SUBMISSION OF THIS FORM, ACCURATELY COMPLETED, TO A TAX COLLECTOR'S OFFICE, LICENSE PLATE AGENCY OR TO THE ADDRESS ABOVE WILL ALLOW THE TITLE CLERK TO UPDATE THE DMV DATABASE TO REFLECT THE TITLE RECORD AS "SOLD". HOWEVER, THE OWNERSHIP STATUS WILL NOT CHANGE UNTIL THE PURCHASER APPLIES FOR AND IS ISSUED A CERTIFICATE OF TITLE.

ODOMETER CERTIFICATE - Federal and state laws require that you state the mileage in connection with transfer of ownership. Failure to do so, or providing a false statement, may result in fines and/or imprisonment.

FIRST REASSIGNMENT BY LICENSED DEALER

Selling Dealer's License No. VF 123 Selling Dealer's Name: Carmax Tax No. 6280119970159 Tax Collected: 12/5
Selling Dealer's Address: 100 GTB Blvd Cw FL 33761 Date Sold: 11-20-07
Purchaser's Name(s): Carmax Address: 13025 Starkey Rd Largo 33773
We state that this ☐ 0 or ☒ 6 digit odometer was read: 10 675 (No written notes, date read, and in the best of my knowledge that it reflects the actual mileage of the vehicle described herein, unless one of the odometer statement blocks is checked.)
CAUTION: DO NOT CHECK BOX IF ACTUAL MILEAGE ☐ 1. I hereby certify that to the best of my knowledge the odometer reading reflects the actual mileage in terms of its mechanical limits. (Errors of its mechanical limits apply to 6 digit odometers.) ☐ 2. I hereby certify that the odometer reading is not the actual mileage. WARNING - ODOMETER DISCREPANCY.

Purchaser's Name: Michael Cellino Sign Here: Michael Cellino for Carmax
Print Name: Michael Cellino for Carmax
Signature: [Signature] Agent Name (When Applicable):
Print Name: [Blank] Agent License Number: [Blank]

SECOND REASSIGNMENT BY LICENSED DEALER

Selling Dealer's License No. VF 124 Selling Dealer's Name: Carmax Tax No. 6280119970160 Tax Collected: 1250.00
Selling Dealer's Address: 13025 Starkey Rd Largo 33773 Date Sold: 11-30-07
Purchaser's Name(s): Fred Flintstone Address: 123 Redrock Lane
We state that this ☐ 0 or ☒ 6 digit odometer was read: 10 620 (No written notes, date read, and in the best of my knowledge that it reflects the actual mileage of the vehicle described herein, unless one of the odometer statement blocks is checked.)
CAUTION: DO NOT CHECK BOX IF ACTUAL MILEAGE ☐ 1. I hereby certify that to the best of my knowledge the odometer reading reflects the actual mileage in terms of its mechanical limits. (Errors of its mechanical limits apply to 6 digit odometers.) ☐ 2. I hereby certify that the odometer reading is not the actual mileage. WARNING - ODOMETER DISCREPANCY.

Purchaser's Name: Frederick Flintstone Sign Here: Frederick Flintstone
Print Name: Frederick Flintstone
Signature: [Signature] Agent Name (When Applicable):
Print Name: [Blank] Agent License Number: [Blank]

THIRD REASSIGNMENT BY LICENSED DEALER

Selling Dealer's License No. _____ Selling Dealer's Name: _____ Tax No. _____ Tax Collected: _____
Selling Dealer's Address: _____ Date Sold: _____
Purchaser's Name(s): _____ Address: _____
We state that this ☐ 0 or ☐ 6 digit odometer was read: _____ (No written notes, date read, and in the best of my knowledge that it reflects the actual mileage of the vehicle described herein, unless one of the odometer statement blocks is checked.)
CAUTION: DO NOT CHECK BOX IF ACTUAL MILEAGE ☐ 1. I hereby certify that to the best of my knowledge the odometer reading reflects the actual mileage in terms of its mechanical limits. (Errors of its mechanical limits apply to 6 digit odometers.) ☐ 2. I hereby certify that the odometer reading is not the actual mileage. WARNING - ODOMETER DISCREPANCY.

Purchaser's Name: _____ Sign Here: _____
Print Name: _____
Signature: _____ Agent Name (When Applicable):
Print Name: _____ Agent License Number: _____

Florida Non-Conforming Title

CERTIFICATE OF TITLE

HSMV 82251 (REV. 10/83)

STATE OF FLORIDA

MOTOR NUMBER ALL MAKES THROUGH 1994 -- IDENTIFICATION NUMBER 1995 AND LATER

MAKE	BODY	IDENTIFICATION NUMBER	TITLE	NUMBER
ODOMETER -- DATE READ		DMV USE ONLY		THIS VEHICLE IS OR HAS PREVIOUSLY BEEN USED AS A
YEAR MAKE	USE	STATE PREV. REG.	PREV. ISSUED DATE	

REGISTERED OWNER (LAST NAME FIRST)

DATE OF ISSUE
MO. | DAY | YR.

SAMPLE

SATISFACTORY PROOF OF OWNERSHIP HAVING BEEN SUBMITTED UNDER SECTION 319.23, FLORIDA STATUTES, THAT TITLE TO THE MOTOR VEHICLE DESCRIBED ABOVE IS VESTED IN THE OWNER(S) NAMED HEREIN, THIS OFFICIAL CERTIFICATE OF TITLE IS ISSUED FOR SAID MOTOR VEHICLE.

DIVISION OF MOTOR VEHICLES TALLAHASSEE FLORIDA DEPARTMENT OF HIGHWAY SAFETY AND MOTOR VEHICLES

CHARLES J. BRANTLEY DIRECTOR ROBERT S. BUTTERWORTH EXECUTIVE DIRECTOR

VOID IF ALTERED

Non-Conforming Title

- A title that does not contain **all** of the elements of a federal odometer disclosure.
- If the title is non-conforming, and mileage is to be recorded, a separate federal odometer disclosure must accompany the title work.
- Be careful with titles with a revision date prior to 1990.

This is the front.

Florida Non-Conforming Title

INSTRUCTIONS FOR CHANGE IN OWNERSHIP

1. Seller completes FORM 1 below. 2. Submit Certificate to any County Tax Collector or authorized Tag Agent with \$8.00 fee. 3. Additional \$2.00 fee required for each lien recorded. 4. Sales Tax Receipt or Exemption form must be attached. 5. If co-owner's names are joined by "and", all co-owners must sign to transfer title to the vehicle. Co-ownership includes right of survivorship only when "or" is used to join co-owners names, or if co-owners are husband and wife.

FORM NO. 1 - TRANSFER OF TITLE BY SELLER

For value received the motor vehicle described on the face of this certificate is hereby sold and delivered to:

_____ and the title thereto is warranted and is certified to be free from any liens or
(Print or type name of dealer or purchaser(s))
adverse claims except as noted on the face of this certificate of title. Selling Price _____ Odometer Reading _____
(Enter by Seller) (Enter by Seller)
SIGNED _____ Sworn to and subscribed before me this _____ 19____
(Seller - Registered Owner's Signature as Shown on Front)

Notary Public _____ (Affix Seal) My Commission Expires _____
ATTN: No notary public shall notarize a title transfer unless the name of the buyer and selling price are entered in the designated places in Form No. 1 on a private or casual sale.

RE-ASSIGNMENT BY LICENSED DEALER

ANY SUBSEQUENT RE-ASSIGNMENT MADE BY A LICENSED DEALER SHOULD BE MADE ON FORM 91.0. This certifies that I (we) purchased the motor vehicle described on the face of this certificate from the title owner named thereon and who executed FORM 1 above and have sold same to:

(Vandee who has executed FORM 2 below or dealer. See attached dealer's reassignment. I (we) warrant the title to be clear and free of liens except as indicated. I further certify that the Sales Tax imposed by Chapter 212, Florida Statutes upon Motor Vehicles has been paid by the Purchaser on the Motor Vehicle described on reverse side.)

Amount Sales Tax Collected _____ Sales Tax Reg. No. _____ Odometer Reading _____
Dealer _____ By _____ (Signature)
Dealer's Address (St.) _____ City _____
19____ Dealer License Number _____ Sworn to and subscribed before me this _____ 19____
My Commission Expires _____
Notary Public or Other Officer Having a Seal _____ Affix Seal

FORM NO. 2 - APPLICATION FOR TITLE BY PURCHASER

Having acquired the motor vehicle described in this certificate of title by _____
(Purchase, gift, inheritance, court order)

I make application for a new certificate of title and vehicle registration transfer, if applicable, for said motor vehicle which now has liens, encumbrances, or adverse claims as follows: (Amount and name and address of each lien holder or claimant. If no lien or claim, write "NONE".)

Lienholder's Name _____ Date of Lien _____
Address _____ City _____ State _____ Zip _____

THIS VEHICLE WILL ☐ WILL NOT ☐ BE USED FOR HIRE

Sex _____ Date of Birth _____ Of First Purchaser 19____ Tag No. _____
(Current Tag Number Must Be Shown)

Signature of 1st Purchaser _____
(First Name, Middle Initial, Last Name) (Florida Drivers License Number)

Signature of Co-Purchaser _____
(First Name, Middle Initial, Last Name) (Florida Drivers License Number)

(Print or type name of Purchaser(s) identically as signed above) (Address of 1st Listed Purchaser, Street Address Must Be Shown)

(Address of 1st Listed Purchaser) City _____ State _____ Zip _____

Sworn to and subscribed before me this _____ 19____
Notary Public or Other Officer Having a Seal

My Commission Expires _____ Affix Seal

NOTICE: \$10.00 PENALTY IS REQUIRED BY LAW IF NOT SUBMITTED FOR TRANSFER WITHIN 20 DAYS AFTER DATE OF PURCHASE

This is the back.

Purchaser's
Printed Name

Odometer reading

FORM NO. 1 – TRANSFER OF TITLE BY SELLER

For value received the motor vehicle described on the face of this certificate is hereby sold and delivered to:

_____ and the title thereto is warranted and is certified to be free from any liens or
(Print or type name of dealer or purchaser(s))
adverse claims except as noted on the face of this certificate of title. Selling Price _____ Odometer Reading _____
(Enter by Seller) (Enter by Seller)

SIGNED _____ Sworn to and subscribed before me this _____ 19____
(Seller – Registered Owner's Signature as Shown on Front)

Notary Public _____ (Affix Seal) My Commission Expires _____
ATTN: No notary public shall notarize a title transfer unless the name of the buyer and selling price are entered in the designated places in
Form No. 1 on a private or casual sale.


Seller's Signature

Note: There is no place for the purchaser to sign.

MSO

The front of a MSO is full of important information.

- The manufacturer (**Toyota**)
- The VIN (**JTKKU10438J023051**)
- The body type (**5 door**)
- The empty or shipping weight (**2611**)
- Who it was manufactured for (**Poppell Investments, Co DBA Twin City Scion**)

CERTIFICATE OF ORIGIN FOR A VEHICLE			
TOYOTA			
DATE	03-12-2008	INVOICE NO.	3897337
VEHICLE IDENTIFICATION NO.	JTKKU10438J023051	YEAR	2008
BODY TYPE	5-DOOR	MAKE	TOYOTA
H.P. (S.A.E.)	128	SHIPPING WEIGHT	2,611
G.V.W.R.		SERIES OR MODEL	SCION XD
NO. CYLS.	4		
ENGINE NO.	2ZR-A131181		
I, the undersigned authorized representative of the company, firm or corporation named below, hereby certify that the new vehicle described above is the property of the said company, firm or corporation and is transferred on the above date and under the Invoice Number indicated to the following distributor or dealer.			
NAME OF DISTRIBUTOR, DEALER, ETC.			
POPELL INVESTMENTS, CO. DBA TWIN CITY SCION 301 AUTUMN RIDGE DRIVE HERCULANEUM MO 63048			
It is further certified that this was the first transfer of such new vehicle in ordinary trade and commerce.			
CERTIFIED FOR SALE IN ALL 50 STATES OF THE U.S.A.		TOYOTA MOTOR SALES, U.S.A., INC.	
BY: 		SR. V.P. FINANCE ADMINISTRATION (AGENT)	
T004983322		KANSAS CITY, MO.	
		CITY - STATE	
		2552 (03/03)	

MSO- Back View

Reassignments begin on the back of the MSO.

The first one should be from Twin City Scion (it is). It's been reassigned from Twin City Scion to Kenny Kent Toyota.

There is something missing in the 1st and 3rd reassignments. (That's okay!)

There is something missing in the 2nd and 4th reassignments. (This is **NOT** okay!)

There are two more areas on the back of this MSO:

- Reassignment to retail customer (this is where the Federal Odometer Disclosure is)
- Lien holder Information

Each undersigned seller certifies to the best of his knowledge, information and belief under penalty of law that this vehicle is new and has not been registered in this or any state at the time of delivery and the vehicle is not subject to any security interests other than those disclosed herein and warrant title to the vehicle.

FOR VALUE RECEIVED I TRANSFER THE VEHICLE DESCRIBED ON THE FACE OF THIS CERTIFICATE TO:

DISTRIBUTION-DEALER ASSIGNMENT NUMBER 1

NAME OF PURCHASER(S) KENNY KENT TOYOTA

ADDRESS: 5600 E DIVISION ST EVANSVILLE IN 47715

I certify to the best of my knowledge that the odometer reading is _____ No Tenth

DEALER Lux City Toyota - Orion BY Chelley Gibson, Belle

NAME OF DEALERSHIP _____ DEALER'S LICENSE NUMBER _____

State of _____ Being duly sworn upon oath says that the statements set forth are true and correct. Subscribed and sworn to me before this _____ day of _____ Notary Public

County of _____

USE NOTARIZATION ONLY IF REQUIRED IN TITLING JURISDICTION

DISTRIBUTION-DEALER ASSIGNMENT NUMBER 2

NAME OF PURCHASER(S) _____

ADDRESS: _____

I certify to the best of my knowledge that the odometer reading is _____ No Tenth

DEALER KENNY KENT TOYOTA 0401693 BY D. Bant AGENT

NAME OF DEALERSHIP _____ DEALER'S LICENSE NUMBER _____

State of INDIANA Being duly sworn upon oath says that the statements set forth are true and correct. Subscribed and sworn to me before this _____ day of _____ Notary Public

County of VANDERBURGH 10-25-13

USE NOTARIZATION ONLY IF REQUIRED IN TITLING JURISDICTION

DISTRIBUTION-DEALER ASSIGNMENT NUMBER 3

NAME OF PURCHASER(S) O'Brien Toyota of Urbana

ADDRESS: 1111 O'Brien Dr Urbana, Ill. 61802

I certify to the best of my knowledge that the odometer reading is _____ No Tenth

DEALER Bethel Stein 0408114 BY Dr. John Aye

NAME OF DEALERSHIP _____ DEALER'S LICENSE NUMBER _____

State of _____ Being duly sworn upon oath says that the statements set forth are true and correct. Subscribed and sworn to me before this _____ day of _____ Notary Public

County of _____

USE NOTARIZATION ONLY IF REQUIRED IN TITLING JURISDICTION

DISTRIBUTION-DEALER ASSIGNMENT NUMBER 4

NAME OF PURCHASER(S) _____

ADDRESS: _____

I certify to the best of my knowledge that the odometer reading is _____ No Tenth

DEALER O'Brien Toyota of Urbana 079 BY L. Dewese (Agt)

NAME OF DEALERSHIP _____ DEALER'S LICENSE NUMBER _____

State of _____ Being duly sworn upon oath says that the statements set forth are true and correct. Subscribed and sworn to me before this _____ day of _____ Notary Public

County of _____

USE NOTARIZATION ONLY IF REQUIRED IN TITLING JURISDICTION

Federal law requires you to state the odometer mileage in connection with the transfer of ownership. Failure to complete or providing a false statement may result in fines and/or imprisonment.

I certify to the best of my knowledge that the odometer reading is the actual mileage of the vehicle unless one of the following statements is checked. Odometer Reading 10 No Tenth. ☐ The mileage stated is in excess of its mechanical limits. ☐ The odometer reading is not the actual mileage.

WARNING ODOMETER DISCREPANCY

Signature(s) of Seller L. Dewese Date of Statement 5/5/08 Date of Sale 5/5/08

Printed Name(s) of Seller(s) L Dewese 079 Being duly sworn upon oath says that the statements set forth are true and correct. Subscribed and sworn to me before this _____ day of _____ Notary Public

Signature(s) of Purchaser(s) Frank Burns

Printed Name(s) of Purchaser(s) Frank Burns State of _____

Address of Purchaser(s) 123 Yesterday Ln, Largo, FL, 33761 County of _____

USE NOTARIZATION ONLY IF REQUIRED IN TITLING JURISDICTION

ODOMETER DISCLOSURE FOR RETAIL SALE

Tax lien in silver or _____

whose address is _____

2nd lien in favor of _____

whose address is _____

LIENHOLDER

T004983322

MSO- Back View

DISTRIBUTION-DEALER ASSIGNMENT NUMBER 1	<p>Each undersigned seller certifies to the best of his knowledge, information and belief under penalty of law that this vehicle is new and has not been registered in this or any state at the time of delivery and the vehicle is not subject to any security interests other than those disclosed herein and warrant title to the vehicle.</p> <p>FOR VALUE RECEIVED I TRANSFER THE VEHICLE DESCRIBED ON THE FACE OF THIS CERTIFICATE TO:</p> <p>NAME OF PURCHASER(S) KENNY KENT TOYOTA</p> <p>ADDRESS 5600 E DIVISION ST EVANSVILLE IN 47715</p> <p>I certify to the best of my knowledge that the odometer reading is _____ No Tenths</p> <p>DEALER <i>Lux City Toyota-Scion</i> BY <i>Shelley Gibson, Belleer</i></p> <p>NAME OF DEALERSHIP _____ DEALER'S LICENSE NUMBER _____</p> <p>State of _____ Being duly sworn upon oath says that the statements set forth are true and correct. Subscribed and sworn to me before this _____ day of _____ Notary Public</p> <p>County of _____</p> <p>USE NOTARIZATION ONLY IF REQUIRED IN TITLING JURISDICTION</p>
DISTRIBUTION-DEALER ASSIGNMENT NUMBER 2	<p>NAME OF PURCHASER(S) _____</p> <p>ADDRESS _____</p> <p>I certify to the best of my knowledge that the odometer reading is _____ No Tenths</p> <p>DEALER KENNY KENT TOYOTA 0401693 BY <i>D. Baruth</i> AGENT</p> <p>NAME OF DEALERSHIP _____ DEALER'S LICENSE NUMBER _____</p> <p>State of INDIANA Being duly sworn upon oath says that the statements set forth are true and correct. Subscribed and sworn to me before this _____ day of _____ Notary Public</p> <p>County of VANDERBURGH <i>Cynthia Deppa</i></p> <p>USE NOTARIZATION ONLY IF REQUIRED IN TITLING JURISDICTION 10-25-13</p>
DISTRIBUTION-DEALER ASSIGNMENT NUMBER 3	<p>NAME OF PURCHASER(S) <i>O'Brien Toyota of Urbana</i></p> <p>ADDRESS <i>111 O'Brien Dr. Urbana, Ill. 61802</i></p> <p>I certify to the best of my knowledge that the odometer reading is _____ No Tenths</p> <p>DEALER <i>Scion</i> 0408174 BY <i>RA John Aye</i></p> <p>NAME OF DEALERSHIP _____ DEALER'S LICENSE NUMBER _____</p> <p>State of _____ Being duly sworn upon oath says that the statements set forth are true and correct. Subscribed and sworn to me before this _____ day of _____ Notary Public</p> <p>County of _____</p> <p>USE NOTARIZATION ONLY IF REQUIRED IN TITLING JURISDICTION</p>
DISTRIBUTION-DEALER ASSIGNMENT NUMBER 4	<p>NAME OF PURCHASER(S) _____</p> <p>ADDRESS _____</p> <p>I certify to the best of my knowledge that the odometer reading is _____ No Tenths</p> <p>DEALER O'Brien Toyota 079 BY <i>L Dewese (Agt)</i></p> <p>NAME OF DEALERSHIP of Urbana DEALER'S LICENSE NUMBER _____</p> <p>State of _____ Being duly sworn upon oath says that the statements set forth are true and correct. Subscribed and sworn to me before this _____ day of _____ Notary Public</p> <p>County of _____</p> <p>USE NOTARIZATION ONLY IF REQUIRED IN TITLING JURISDICTION</p>
ODOMETER DISCLOSURE FOR RETAIL SALE	<p>Federal law requires you to state the odometer mileage in connection with the transfer of ownership. Failure to complete or providing a false statement may result in fines and/or imprisonment.</p> <p>I certify to the best of my knowledge that the odometer reading is the actual mileage of the vehicle unless one of the following statements is checked. Odometer Reading 10 No Tenths. <input type="checkbox"/> The mileage stated is in excess of its mechanical limits. <input type="checkbox"/> The odometer reading is not the actual mileage.</p> <p>Signature(s) of Seller <i>L Dewese</i> Date of Statement 5/5/08 Date of Sale 5/5/08</p> <p>Printed Name(s) of Seller(s) L Dewese Dealer's No. 079 Doing duly sworn upon oath says that the statements set forth are true and correct. Subscribed and sworn to me before this _____ day of _____ Notary Public</p> <p>Signature(s) of Purchaser(s) <i>Frank Burns</i></p> <p>Printed Name(s) of Purchaser(s) Frank Burns</p> <p>Address of Purchaser(s) 123 Yesterday Ln, Largo, FL, 33761</p> <p>State of _____</p> <p>County of _____</p> <p>USE NOTARIZATION ONLY IF REQUIRED IN TITLING JURISDICTION</p>
Lienholder	<p>1st lien in favor of _____</p> <p>whose address is _____</p> <p>2nd lien in favor of _____</p> <p>whose address is _____</p>

T004983322

Affidavit for a Duplicate MSO

CERTIFICATE OF ORIGIN FOR A VEHICLE

DUPLICATE
(ORIGINAL LOST AT DEALER)



DATE
NOVEMBER 23, 2005

INVOICE NO.
R133866

VEHICLE IDENTIFICATION NO.
3FAFP081X6R133866

2013

MAKE
FORD

BODY TYPE
FUSION SEL 4DR

CURB WEIGHT
3222 LBS.

EXPIRATION DATE
29.40

OWNER
N/R

NO. OF
6

SEASON MAKE
P08

I, the undersigned authorized representative of the company, firm or corporation named below, hereby certify that the new vehicle described above is the property of the said company, firm or corporation and is transferred on the above date and under the invoice number indicated to the following distributor or dealer.

NAME OF DISTRIBUTOR, DEALER, ETC.

OWNER:

Brandon Ford

9090 Adamo Drive

Tampa, FL 33619

24C222

It is further certified that this was the first transfer of such new motor vehicle in ordinary trade and commerce.

B14769701

MEMO DATA (NOT A LIEN)

FORD MOTOR COMPANY

FINANCE SOURCE 000001

Ford Motor Credit Corp

P.O. Box 1732, Room 2945

Dearborn

MI

DEARBORN, MICHIGAN

CITY - STATE

THIS IS AN EXAMPLE OF AN AFFIDAVIT THAT MIGHT BE SEEN FOR
A DUPLICATE MCO



Brandon Ford

December 17, 2010

BRANDON FORD

9090 ADAMO DR

TAMPA, FL 33619

(813) 677-XXXX

To whom it may concern:

We requested a duplicate MCO for the vehicle 3FAFP081X6R133866, 2006 Ford Fusion because the original MCO was lost.

We hereby certify that the MCO has not previously been submitted in any other state for application for certificate of title.

Under penalties of perjury, I declare that I have read the forgoing document and that the facts stated in it are true.

Michael Johnson

Michael Johnson

Title Department

All
affidavits
must be on
dealership
letterhead.

Our Affidavit

This can be used in place of a letter on your letterhead.

We provide these to you for your convenience.



AFFIDAVIT

This is to certify that on the following vehicle:

Make _____ Year _____ VIN _____

Type _____ Title Number _____

- ☐ The name of _____ was put on the title in error and this person never owned or took legal possession of said vehicle.
- ☐ The name of _____ and _____ is one and the same person.
- ☐ The title was lost or stolen and a Bill of Sale is being used to transfer ownership upon death of owner.
- ☐ Will be used as a school bus to transport passengers, without compensation, to and from church and Sunday School.
- ☐ This certifies that this vehicle will not be operated upon the public highways of the State of Florida.
- ☐ This vehicle has been disposed of and sold to:
(Name) _____
(Street Address) _____
(City, State, Zip) _____
- ☐ Other: _____

UNDER PENALTIES OF PERJURY, I DECLARE THAT I HAVE READ THE FOREGOING DOCUMENT AND THAT THE FACTS STATED IN IT ARE TRUE.

Signature of Registered Owner

Signature of Registered Co-Owner

Date

Odometer Disclosure Form 82993

•What transactions require odometer disclosures?

- New car original
- Used car original
- Transfer
- Duplicate
- Original salvage certificate of title
- Duplicate with transfer
- Title reinstatement

•What vehicles are exempt from odometer disclosure?

- 10 calendar years or older
- Motor vehicles with a GVWR of more than 16,000 pounds
- Motor vehicles that are not self-propelled (trailers)
- New motor vehicles, covered by a MCO, transferred between dealers
- Low speed electric vehicles

See "Odometers" and
"Odometer Disclosure"
Handouts

STATE OF FLORIDA
DEPARTMENT OF HIGHWAY SAFETY AND MOTOR VEHICLES
DIVISION OF MOTORIST SERVICES
SUBMIT THIS FORM TO YOUR LOCAL TAX COLLECTOR OFFICE
www.flhsmv.gov/offices/

SEPARATE ODOMETER DISCLOSURE STATEMENT AND ACKNOWLEDGMENT

VEHICLE DESCRIPTION					
Vehicle Identification Number	Year	Make	Color	Body	Title Number

ODOMETER DISCLOSURE STATEMENT

WARNING: Federal and State law requires that you state the mileage in connection with an application for a Certificate of Title. Failure to complete or providing a false statement may result in fines and/or imprisonment.

WE STATE THAT THIS ☐ 5 or ☐ 6 DIGIT ODOMETER NOW READS , (NO TENTHS) MILES.
DATE READ / / , AND WE HEREBY CERTIFY THAT TO THE BEST OF OUR KNOWLEDGE THE

ODOMETER READING:

CAUTION:
Read carefully before
checking a box.

☐ 1. REFLECTS ACTUAL MILEAGE.
☐ 2. IS IN EXCESS OF ITS MECHANICAL LIMITS. (EXCESS OF ITS MECHANICAL LIMITS APPLIED TO 5 DIGIT ODOMETERS)
☐ 3. IS NOT THE ACTUAL MILEAGE. WARNING - ODOMETER DISCREPANCY

UNDER PENALTIES OF PERJURY, I DECLARE THAT I HAVE READ THE FOREGOING DOCUMENT AND THAT THE FACTS STATED IN IT ARE TRUE.

Seller's Signature		Seller's Printed Name	
Seller's Street Address			
City		State	Zip

Buyer's Signature		Buyer's Printed Name	
Buyer's Street Address			
City		State	Zip

WHO IS AUTHORIZED TO COMPLETE THIS FORM?
ANY PERSON WHO IS BUYING OR SELLING A MOTOR VEHICLE AND WHO MUST MAKE OR ACKNOWLEDGE AN ODOMETER DISCLOSURE, IN ORDER TO COMPLY WITH STATE OR FEDERAL ODOMETER DISCLOSURE LAW.

WHEN SHOULD THIS FORM BE USED?

1. WHEN A MOTOR VEHICLE, FOR WHICH AN ODOMETER DISCLOSURE IS REQUIRED, HAS BEEN SOLD.
2. WHEN A MOTOR VEHICLE, FOR WHICH AN ODOMETER DISCLOSURE IS REQUIRED, HAS BEEN PURCHASED.
3. WHEN AN ODOMETER DISCLOSURE STATEMENT AND ACKNOWLEDGMENT BETWEEN THE BUYER AND THE SELLER IS REQUIRED, BUT NO ODOMETER DISCLOSURE STATEMENT HAS BEEN MADE ON ANOTHER STATE OR FEDERAL FORM.

WHEN SHOULD THIS FORM NOT BE USED?

1. WHEN A FLORIDA TITLE WHICH WAS ISSUED ON OR AFTER APRIL 29, 1990 IS AVAILABLE.
2. WHEN A FORM HSMV 82994, MOTOR VEHICLE DEALER TITLE REASSIGNMENT SUPPLEMENT, HAS BEEN USED.
3. WHEN A FORM HSMV 82995, MOTOR VEHICLE DEALER POWER OF ATTORNEY/ODOMETER DISCLOSURE, HAS BEEN USED.
4. WHEN AN OUT-OF-STATE TITLE, WHICH CONFORMS TO FEDERAL LAW, IS USED TO TRANSFER A MOTOR VEHICLE.

FILING:

1. COPIES SHOULD BE EXCHANGED BETWEEN THE SELLER AND THE BUYER. DEALERS MUST RETAIN THIS DOCUMENT IN THEIR RECORDS FOR A PERIOD OF FIVE YEARS.
2. IT IS NOT NECESSARY TO FILE THIS FORM OR ANY COPY OF THIS FORM WITH THE STATE OF FLORIDA, UNLESS REQUESTED TO DO SO BY THE DIVISION OF MOTORIST SERVICES.

Check your local phone book government pages or visit the following website for current mailing addresses: <http://www.flhsmv.gov/offices/>

HSMV 82993 (REV. 11/11)

Form 82993- Odometer Disclosure

STATE OF FLORIDA
DEPARTMENT OF HIGHWAY SAFETY AND MOTOR VEHICLES
DIVISION OF MOTOR VEHICLES
2900 Apalachee Parkway
NEIL KIRKMAN BUILDING, TALLAHASSEE, FLORIDA 32399-0610

SEPARATE ODOMETER DISCLOSURE STATEMENT AND ACKNOWLEDGMENT

VEHICLE DESCRIPTION

Vehicle Identification Number	Year	Make	Color	Body	Title Number
17DIGITVINGOESHHERE	2010	CHEV	BLU	UT	12345678

ODOMETER DISCLOSURE STATEMENT

WARNING: Federal and State law requires that you state the mileage in connection with an application for a Certificate of Title. Failure to complete or providing a false statement may result in fines and/or imprisonment.

WE STATE THAT THIS ☐ 5 or ☒ 6 DIGIT ODOMETER NOWS READS , .xx (NO TENTHS) MILES,
DATE READ 12 / 01 / 10 , AND WE HEREBY CERTIFY THAT TO THE BEST OF OUR KNOWLEDGE THE
ODOMETER READING:

- CAUTION:**
Read carefully before checking a box.
- ☒ 1. REFLECTS ACTUAL MILEAGE.
 - ☐ 2. IS IN EXCESS OF ITS MECHANICAL LIMITS. (EXCESS OF ITS MECHANICAL LIMITS APPLIES TO 5 DIGIT ODOMETERS)
 - ☐ 3. IS NOT THE ACTUAL MILEAGE. **WARNING - ODOMETER DISCREPANCY**

UNDER PENALTIES OF PERJURY, I DECLARE THAT I HAVE READ THE FOREGOING DOCUMENT AND THAT THE FACTS STATED IN IT ARE TRUE.

Seller's Signature Seller's Signature		Seller's Printed Name Seller's Printed Name	
Seller's Street Address Seller's Address			
City City		State State	Zip Zip
Buyer's Signature Buyer's Signature		Buyer's Printed Name Buyer's Printed Name	
Buyer's Street Address Buyer's Address			
City City		State State	Zip Zip

Proof of Ownership– Out of State



Obtaining Florida Title and Registration Using **Out of State/Country** Title as Proof of Ownership

- ☐ Out of State Title or Other Proof of Ownership
- ☐ Accurately Completed Application- HSMV 82040
- ☐ Acceptable Customer Identification
- ☐ Lien Satisfaction (If Applicable)- HSMV 82260
- ☐ Sales Tax
- ☐ Proof of Florida Insurance (If Requesting Registration)
- ☐ License Plate Information If Transferring a Florida Tag (Or Non-Use Affidavit If Requesting "Title Only")
- ☐ Payment of Applicable Fees

Out of State Title

What state is this from?

What is the year, make, and body type?

What about the mileage? Is there anything you should notice here? Does it meet the requirements for a federal odometer disclosure?

How many owners are listed?

Is there anything else that looks strange?

MVA **MARYLAND CERTIFICATE OF TITLE**
DO NOT ACCEPT TITLE SHOWING ANY ERASURES, ALTERATIONS OR VOIDS.

L0684413

VEHICLE IDENTIFICATION NO.	YEAR	MAKE	BODY STYLE	CLASS	ODOMETER	BRAND	TITLE NUMBER
1C4GP54L4W6542646	98	CHRY	VN	H	25 A		27138821
EXCEPT	GR. VEH. WT.	GR. COMB. WT.	FEET (TAGS)	INSPECTION DATE			DATE ISSUED
N/A	+3700	00N/A	\$40.50	N/A			01/23/98

OWNER'S SOUNDSEX / DRIVER LICENSE NO. **XXXXXXXXXXXXXXXXXX** CO-OWNER'S SOUNDSEX / DRIVER LICENSE NO. **XXXXXXXXXXXXXXXXXX**

NAME(S) AND ADDRESS OF REGISTERED OWNER(S)

JESSE WILLIAM **XXXXXXXX** JR
CHRISTINE PROBST **XXXXXXXX**
13723 CASTLE CLIFF WAY
SILVER SPRING MD 20904

ODOMETER CODES
A. Actual Mileage
B. Exceeds Mechanical Limits
C. Not Actual Mileage

CONTROL NO.
(This is not a Title No.)
L0684413

L0684413

I, THE UNDERSIGNED, HEREBY CERTIFY THAT AN APPLICATION FOR CERTIFICATE OF TITLE HAS BEEN MADE FOR THE VEHICLE DESCRIBED HEREON, PURSUANT TO THE PROVISIONS OF THE MOTOR VEHICLE LAWS OF THIS STATE, AND THE APPLICANT NAMED ON THE FACE HEREOF HAS BEEN DULY RECORDED AS THE LAWFUL OWNER OF SAID VEHICLE.

THE ADMINISTRATION WILL NOT BE RESPONSIBLE FOR FALSE OR FRAUDULENT ODOMETER STATEMENTS MADE IN THE ASSIGNMENT OF THE CERTIFICATE OF TITLE OR FOR ERRORS MADE IN RECORDING BY THE ADMINISTRATION.

NAME(S) AND ADDRESS OF SECURED PARTIES IN RECORDED ORDER

CITIZENS NATIONAL BANK
390 MAIN ST
LAUREL MD 20707

LIEN RELEASE

MVA USE ONLY

OFFICIALLY ISSUED ON THE DATE SET FORTH ABOVE

ADMINISTRATOR OF MOTOR VEHICLES
VS-2 (7-97)
CONTROL NO.
(This is not a Title No.)
L0684413

THIS TITLE CONTAINS AN EAGLE WATERMARK WHICH IS VISIBLE WHEN HELD TO LIGHT

Out of State Title-Back

Reassignment begins here.

The first section on the back should be from the owner to a dealer... and it is.

The second section on the back is not a dealer reassignment, so it is correctly left blank.

The remaining sections on the back are for dealer reassignments. Do they meet the requirements of a federal odometer disclosure?

SPORT HONDA
3201 Automobile Blvd
Silver Spring, MD 20904

ASSIGNMENT OF OWNERSHIP

The undersigned hereby certifies that the vehicle described on the back of this form is the following:

Name(s) of Buyer(s) _____ (STREET ADDRESS) _____ (CITY OR TOWN) _____ (COUNTY) _____ (STATE) _____ (ZIP CODE)

Address of Buyer(s) _____

I certify to the best of my knowledge that the odometer reading is the actual mileage of the vehicle unless one of the following statements is checked:

☒ 1. The mileage stated is in excess of its mechanical limits. ☐ 2. The odometer reading is not the actual mileage. DATE OF SALE 12-31-07

ODOMETER READING 133710 (no letters) ☐ WARNING - ODOMETER DISCREPANCY

SIGNATURE OF BUYER(S) [Signature] SIGNATURE OF CO-BUYER(S) [Signature]

PRINTED NAME OF BUYER(S) Kim Young PRINTED NAME OF CO-BUYER(S) Christine

SIGNATURE OF SELLER(S) [Signature] SIGNATURE OF CO-SELLER(S) [Signature]

PRINTED NAME OF SELLER(S) SPORT HONDA PRINTED NAME OF CO-SELLER(S) SPORT HONDA

APPLICATION FOR TITLE AND REGISTRATION

Buyer's Driver's License No. _____ DATE OF BIRTH _____ CO-BUYER'S DRIVER'S LICENSE NO. _____ DATE OF BIRTH _____

IF NOT SUBJECT TO A LIEN, INDICATE "NONE" AMOUNT OF LIEN _____ DATE OF LIEN _____ KIND OF LIEN (DESCRIBE) _____

NAME OF SECURED PARTY _____ ADDRESS OF SECURED PARTY _____

IF YOU ARE TRANSFERRING TITLES FROM A VEHICLE THAT YOU SOLD, IN THIS VEHICLE, GIVE FOLLOWING (IF APPLICABLE):

CLASS OF VEHICLE _____ TAG NUMBER _____ VALIDATION STICKER NUMBER _____

NAME OF PERSON TO WHOM YOU SOLD THE OLD VEHICLE _____ ADDRESS _____

CERTIFICATION OF INSURANCE: NAME OF INSURANCE COMPANY (COPY FROM YOUR POLICY) _____ POLICY OR BINDER NUMBER _____ NAME OF AGENT _____

IS THIS VEHICLE TO BE TITLED AS JOINT TENANTS OR TENANTS BY ENTIRETIES? ☐ JOINT TENANTS ☐ TENANTS BY ENTIRETIES

NOTARY NOT REQUIRED

I, the undersigned, do hereby certify that the statements made herein are true and correct to the best of my knowledge, information and belief and hereby state that the manufacturer's identification number shown on the front fender agrees with the number plate on the vehicle.

Witness My/Our Hand(s) and Seal(s) this _____ day of _____, 2007.

LAUREL KIA
14021 Baltimore Ave
Laurel, MD 20707

The undersigned hereby certifies that the vehicle described on the back of this form is the following:

Name(s) of Buyer(s) _____ (STREET ADDRESS) _____ (CITY OR TOWN) _____ (COUNTY) _____ (STATE) _____ (ZIP CODE)

Address of Buyer(s) _____

SIGNATURE OF BUYER(S) [Signature] SIGNATURE OF CO-BUYER(S) [Signature]

PRINTED NAME OF BUYER(S) James PRINTED NAME OF CO-BUYER(S) James

ODOMETER READING 133710 (no letters) ☐ 1. The mileage stated is in excess of its mechanical limits. ☐ 2. The odometer reading is not the actual mileage. DATE OF SALE 1-3-08

SIGNATURE OF AUTHORIZED AGENT [Signature] DEALER'S NO. N1548

PRINTED NAME OF AUTHORIZED AGENT SPORT HONDA

PRINTED NAME OF DEALERSHIP SPORT HONDA

IF NOT SUBJECT TO A LIEN, INDICATE "NONE" AMOUNT OF LIEN _____ DATE OF LIEN _____ KIND OF LIEN (DESCRIBE) _____

NAME OF SECURED PARTY _____ ADDRESS OF SECURED PARTY _____

DEALER'S RE-ASSIGNMENT

The undersigned hereby certifies that the vehicle described on the back of this form is the following:

Name(s) of Buyer(s) _____ (STREET ADDRESS) _____ (CITY OR TOWN) _____ (COUNTY) _____ (STATE) _____ (ZIP CODE)

Address of Buyer(s) _____

SIGNATURE OF BUYER(S) [Signature] SIGNATURE OF CO-BUYER(S) [Signature]

PRINTED NAME OF BUYER(S) James PRINTED NAME OF CO-BUYER(S) James

ODOMETER READING 133711 (no letters) ☐ 1. The mileage stated is in excess of its mechanical limits. ☐ 2. The odometer reading is not the actual mileage. DATE OF SALE 1/3/08

SIGNATURE OF AUTHORIZED AGENT [Signature] DEALER'S NO. N1704

PRINTED NAME OF AUTHORIZED AGENT SPORT HONDA

PRINTED NAME OF DEALERSHIP LAUREL KIA

IF NOT SUBJECT TO A LIEN, INDICATE "NONE" AMOUNT OF LIEN _____ DATE OF LIEN _____ KIND OF LIEN (DESCRIBE) _____

NAME OF SECURED PARTY _____ ADDRESS OF SECURED PARTY _____

DEALER'S RE-ASSIGNMENT

The undersigned hereby certifies that the vehicle described on the back of this form is the following:

Name(s) of Buyer(s) _____ (STREET ADDRESS) _____ (CITY OR TOWN) _____ (COUNTY) _____ (STATE) _____ (ZIP CODE)

Address of Buyer(s) _____

SIGNATURE OF BUYER(S) [Signature] SIGNATURE OF CO-BUYER(S) [Signature]

PRINTED NAME OF BUYER(S) James PRINTED NAME OF CO-BUYER(S) James

ODOMETER READING 133711 (no letters) ☐ 1. The mileage stated is in excess of its mechanical limits. ☐ 2. The odometer reading is not the actual mileage. DATE OF SALE 1/3/08

SIGNATURE OF AUTHORIZED AGENT [Signature] DEALER'S NO. N1704

PRINTED NAME OF AUTHORIZED AGENT SPORT HONDA

PRINTED NAME OF DEALERSHIP LAUREL KIA


IF NOT SUBJECT TO A LIEN, INDICATE "NONE" AMOUNT OF LIEN _____ DATE OF LIEN _____ KIND OF LIEN (DESCRIBE) _____

NAME OF SECURED PARTY _____ ADDRESS OF SECURED PARTY _____

IMPORTANT NOTICE: This certificate is transferable only when recorded and filed with the Motor Vehicle Administration and is valid only while the vehicle described on the back of this form is owned by the individual, firm or corporation named thereon. Title fee is \$20.00. Maryland sales tax is 5% of the greater of the full purchase price if verified by a notary public or \$500.00 minimum. When Bill of Sale does not accompany this title, tax is based on the valuation shown in a national publication of the kind and value used by the Administration. If the vehicle is over 7 model years of age the tax is based on the dealer's purchase price or \$500.00 minimum. No Maryland Certificate of Title will be issued until all security interest or liens filed with the Motor Vehicle Administration have been officially released on the form. However, this vehicle may be subject to liens or encumbrances not filed with the Motor Vehicle Administration. If this is a Duplicate Certificate of Title it may be subject to the rights of a person under the Original Certificate. SECURITY INTEREST FILING FEE IS \$3.00 FOR EACH LIEN. MARYLAND MOTOR VEHICLE ADMINISTRATION - 8001 RITCHIE HIGHWAY, N.E. - GLEN BURNIE, MARYLAND 21061

Review

- ▶ When did Florida become a conforming title state?
 - April 1990
- ▶ When can you use: ETM? TMU? Uncertified?
 - Never Acceptable
- ▶ When is a late fee assessed and how much is it?
 - \$20.00; 30 days
- ▶ Can we accept expired documents?
 - No



Review Continued

- ▶ When can we accept a Florida title if the lien is not satisfied on the bottom portion of the title?
 - If it is satisfied on the upper portion of the title and is still attached.
- ▶ What is the difference between a conforming title and a non-conforming title?
 - Non- does not have a place for both a buyer and seller to sign.
- ▶ What needs to accompany a duplicate MSO?
 - An affidavit
- ▶ Are strike throughs ever accepted on the title?
 - In most cases except odometer issues with an affidavit.



Form 82040



Form 82040

- ▶ This is the application for title for the purchaser.
- ▶ This form should be submitted with every title you give us for processing.
 - This is a multi-use form. Therefore, don't feel like every box needs to have something in it. Some boxes may not apply to your transaction.
 - **No errors, cross-outs, write over's. If you make an error, please complete a new 82040.**
 - All applicants **MUST** sign this form.

82040– Section One

- Application Type** (Check the appropriate box)
Is it an **original**–MCO or out of state title becoming a FL title for the first time? OR Is it a current FL title and you're just **transferring** ownership?
- Vehicle Type** (Check the appropriate box)
Off-Highway Vehicle (ATV); Motor Vehicle (includes trailers and motorcycles); Mobile Home; Vessel
- Check this box if you are requesting the title to be printed**
This is if you are **requesting** a fast title. (This choice will affect the fees you charge.)
- Are you a FL resident/Are you an alien?** (Check the appropriate box)
These boxes apply to both the owner and co-owner (if applicable).
- "OR"/ "AND"** (Check the appropriate box)
How do your customers want their names joined; the conjunction "or" or "and"? **OR**– requires one signature for future title transactions; **AND**– requires all signatures for future title transactions (If you do not complete, we will put "And").
- Owner's County of Residence**
Where do they claim residency? This is for sales tax purpose.
- Owner's Name**

Please complete this row completely with:

Owner's name
Owner's email address (optional)
Owner's DOB
Owner's sex
Owner's Florida driver license number*

*If your customer does not have a FL DL number, remember to include a copy of the identification with your work.

FLORIDA DEPARTMENT OF HIGHWAY SAFETY AND MOTOR VEHICLES APPLICATION FOR CERTIFICATE OF TITLE WITH/WITHOUT REGISTRATION

SUBMIT THIS FORM TO YOUR LOCAL TAX COLLECTOR OFFICE

CHECK APPLICATION TYPE: ☒ ORIGINAL ☐ TRANSFER **2** www.flhsmv.gov/offices/
VEHICLE TYPE: ☒ MOTOR VEHICLE ☐ MOBILE HOME ☐ VESSEL OFF-HIGHWAY VEHICLE: ☐ ATV ☐ ROV ☐ MC

OWNER / APPLICANT INFORMATION					
1 Customer Number	Check this box if you are requesting the certificate of title to be printed. 3 <input type="checkbox"/>	4 Owner <input checked="" type="checkbox"/> 5 <input type="checkbox"/> OR <input type="checkbox"/> AND NOTE: When joint ownership, please indicate if "or" or "and" is to be shown on title when issued. If neither box is checked, the title will be issued with "and." If applicable: <input type="checkbox"/> Life Estate/Remainder Person <input type="checkbox"/> Tenancy By the Entirety <input type="checkbox"/> With Rights of Survivorship <input checked="" type="checkbox"/> Owner's County of Residence: 6 PINELLAS		Unit Number	Fleet Number
Are you a Florida resident?		Are you an alien?			
<input checked="" type="checkbox"/> yes <input type="checkbox"/> no		<input type="checkbox"/> yes <input checked="" type="checkbox"/> no			
<input type="checkbox"/> yes <input checked="" type="checkbox"/> no		<input checked="" type="checkbox"/> yes <input type="checkbox"/> no			
7 FIRST LISTED OWNER		Owner's Email Address	Date of Birth	Sex	FL Driver License or FEID/Suffix #
Co-Owner/Lessee's Name As It Appears on Driver License (First, Full Middle/Maiden, & Last Name)		Co-Owner/Lessee's Email Address	Date of Birth	Sex	FL Driver License or FEID/Suffix #
8 SECOND LISTED OWNER		Co-Owner/Lessee's Email Address	Date of Birth	Sex	FL Driver License or FEID/Suffix #
9 Owner's Mailing Address (Mandatory unless a member of the Military)		City	State	Zip	
10 13025 STARKEY RD		LARGO	FL	33773	
Co-Owner/Lessee's Mailing Address (Mandatory unless a member of the Military)		City	State	Zip	
11 13025 STARKEY RD		LARGO	FL	33773	
12 Owner's/Lessee's Physical Street Address in Florida (Mandatory unless a member of the Military)		City	State	Zip	
13 SAA					
14 Mobile Home Physical Address (if applicable). Check if in a mobile home rental park with 10 or more lots.		City	State	Zip	
Mail To Customer Name (if different From Above Owner)		Mail To Customer's Email Address	Date of Birth	Sex	FL Driver License or FEID/Suffix #
Mail To Customer Address (if different From Above Mailing Address)		City	State	Zip	

82040-

Section One

8. Co-Owner's Name

All of the information included with Owner (#7) should be included for the co-owner as well.

9. Owner's Mailing Address

This is a mandatory field. The information should be taken from the driver license.

10. Co-Owner's Mailing Address

If the co-owner shares the same address as the owner SAA (Same As Above) can be entered.

11. Owner's Physical Address

This is also mandatory. If the mailing address and physical address are the same, SAA can be entered.

12. Mobile Home Physical Location

We want to know the physical address of the Mobile Home. If this situation does not apply to you, leave it blank.

13. Mail to Customer Name

If your customer wants the title mailed to a different person, complete this row.

14. Mail to Customer Address

If your customer wants the title mailed to a different address, complete this row.

FLORIDA DEPARTMENT OF HIGHWAY SAFETY AND MOTOR VEHICLES APPLICATION FOR CERTIFICATE OF TITLE WITH/WITHOUT REGISTRATION

SUBMIT THIS FORM TO YOUR LOCAL TAX COLLECTOR OFFICE

CHECK APPLICATION TYPE: ☒ ORIGINAL ☐ TRANSFER VEHICLE TYPE: ☒ MOTOR VEHICLE ☐ MOBILE HOME ☐ VESSEL OFF-HIGHWAY VEHICLE: ☐ ATV ☐ ROV ☐ MC

OWNER / APPLICANT INFORMATION					
Customer Number	Check this box if you are requesting the certificate of title to be printed.	Are you a Florida resident?	Are you an alien?	Unit Number	Fleet Number
	<input type="checkbox"/>	<input checked="" type="checkbox"/> yes <input type="checkbox"/> no	<input type="checkbox"/> yes <input type="checkbox"/> no		
<input checked="" type="checkbox"/> OR <input type="checkbox"/> AND NOTE: When joint ownership, please indicate if "or" or "and" is to be shown on title when issued. If neither box is checked, the title will be issued with "and". If applicable: <input type="checkbox"/> Life Estate/Remainder Person <input type="checkbox"/> Tenancy By the Entirety <input type="checkbox"/> With Rights of Survivorship <input checked="" type="checkbox"/> Owner's County of Residence: PINELLAS					
Owner's Name As It Appears on Driver License (First, Full Middle/Maiden, & Last Name)		Owner's Email Address	Date of Birth	Sex	FL Driver License or FEID/Suffix #
FIRST LISTED OWNER		EMAIL@EMAIL.COM	01/01/54	M	O123-456-78-910-0
Co-Owner/Lessee's Name As It Appears on Driver License (First, Full Middle/Maiden, & Last Name)		Co-Owner's/Lessee's Email Address	Date of Birth	Sex	FL Driver License or FEID/Suffix #
SECOND LISTED OWNER		EMAIL@EMAIL.COM	01/02/54	F	O123-456-78-910-1
Owner's Mailing Address (Mandatory unless a member of the Military)		City	State	Zip	
13025 STARKEY RD		LARGO	FL	33773	
Co-Owner's/Lessee's Mailing Address (Mandatory unless a member of the Military)		City	State	Zip	
13025 STARKEY RD		LARGO	FL	33773	
Owner's/Lessee's Physical Street Address in Florida (Mandatory unless a member of the Military)		City	State	Zip	
SAA					
Mobile Home Physical Address (if applicable). Check if in a mobile home rental park with 10 or more lots.		City	State	Zip	
<input type="checkbox"/>					
Mail To Customer Name (if different From Above Owner)		Mail To Customer's Email Address	Date of Birth	Sex	FL Driver License or FEID/Suffix #
Mail To Customer Address (if different From Above Mailing Address)		City	State	Zip	

82040-

Section Two

MV, MH or Vessel

MOTOR VEHICLE, MOBILE HOME OR VESSEL DESCRIPTION									
Vehicle/Vessel Identification Number 17DIGITVINENTERED 15		Make/Manufacturer 16 CHEV		Year 17 2007	Body 18 4D	Color 19 BLU	Florida Title Number 20		
Previous State of Issue 21 AL	License Plate or Vessel Registration Number 22		Weight 23 3,265	Length Ft. In. 24	BHP/CC 25	GVW/LOC 26	VAN USE, IF APPLICABLE <input type="checkbox"/> PASSENGER 27 <input type="checkbox"/> OTHER		
<input type="checkbox"/> Open Motorboat <input type="checkbox"/> Cabin Motorboat <input type="checkbox"/> Auxiliary Sailboat <input type="checkbox"/> Inflatable		<input type="checkbox"/> Houseboat <input type="checkbox"/> Pontoon <input type="checkbox"/> Airboat <input type="checkbox"/> Sailboat 28		<input type="checkbox"/> Personal Watercraft <input type="checkbox"/> Canoe <input type="checkbox"/> Other Specify		<input type="checkbox"/> Wood <input type="checkbox"/> Fiberglass <input type="checkbox"/> Wood/I fiberglass <input type="checkbox"/> Other Specify 29		<input type="checkbox"/> Aluminum <input type="checkbox"/> Steel <input type="checkbox"/> Inboard <input type="checkbox"/> Outboard <input type="checkbox"/> Other Specify 30	
<input type="checkbox"/> Gas <input type="checkbox"/> Diesel <input type="checkbox"/> Electric <input type="checkbox"/> Other Specify 31		<input type="checkbox"/> Sail <input type="checkbox"/> Air Propelled <input type="checkbox"/> Inboard/Outboard <input type="checkbox"/> Other Specify 30		<input type="checkbox"/> Gas <input type="checkbox"/> Diesel <input type="checkbox"/> Electric <input type="checkbox"/> Other Specify 31		<input type="checkbox"/> Gas <input type="checkbox"/> Diesel <input type="checkbox"/> Electric <input type="checkbox"/> Other Specify 31		<input type="checkbox"/> Gas <input type="checkbox"/> Diesel <input type="checkbox"/> Electric <input type="checkbox"/> Other Specify 31	
<input type="checkbox"/> Recreational (Pleasure) <input type="checkbox"/> Dealer/Manuf. <input type="checkbox"/> Exempt		<input type="checkbox"/> Commercial Blue Crab <input type="checkbox"/> Commercial Fish <input type="checkbox"/> Hire (Livery)		<input type="checkbox"/> Commercial Stone Crab <input type="checkbox"/> Commercial Live Bait <input type="checkbox"/> Commercial Mackerel		<input type="checkbox"/> Commercial Shrimp Recip. <input type="checkbox"/> Commercial Shrimp Non-Recip.		<input type="checkbox"/> Government <input type="checkbox"/> Commercial Charter <input type="checkbox"/> Commercial Oyster	
<input type="checkbox"/> Commercial Sponge <input type="checkbox"/> Commercial Other <input type="checkbox"/> Commercial Spiny Lobster		<input type="checkbox"/> Commercial Stone Crab <input type="checkbox"/> Commercial Live Bait <input type="checkbox"/> Commercial Mackerel		<input type="checkbox"/> Commercial Shrimp Recip. <input type="checkbox"/> Commercial Shrimp Non-Recip.		<input type="checkbox"/> Government <input type="checkbox"/> Commercial Charter <input type="checkbox"/> Commercial Oyster		<input type="checkbox"/> Commercial Sponge <input type="checkbox"/> Commercial Other <input type="checkbox"/> Commercial Spiny Lobster	
Previously Federally Documented Vessel, Attach Copy of: <input type="checkbox"/> U.S. Coast Guard Release From Documentation Form; or 35					State of Principal Use				
<input type="checkbox"/> Copy of Canceled Documentation Papers					DRAFT OF VESSEL (The depth of water a vessel draws) FT. ____ IN. ____ 32 *For all vessels 26' or more in length and all sailboats				
PREVIOUS OUT-OF-STATE REGISTRATION NUMBER: 34									

These areas apply to Vessels only

15. Vehicle/Vessel Identification Number

Enter either the 17 digit VIN or the 12 digit Hull Identification Number (HIN).

16. Make/Manufacturer

Enter the make or manufacturer information here.

17. Year

Enter the year of the vehicle/vessel.

18. Body

If this is a vessel, VS goes here.

If this is a mobile home, MH goes here.

19. Color

Enter the color for motor vehicles.

Think "primary colors"... what color does it look like?

20. Florida Title Number

If applicable, enter the Florida Title Number.

21. Previous State of Issue

If the title you are submitting is from another state, please write that state's abbreviation in this space.

22. License Plate or Vessel Registration Number

If this is for a vessel

Enter the FL number

Tell us whether you want it renewed for 1 or 2 years

If this is for a motor vehicle

Enter the plate number to transfer

If there is no plate to transfer, enter the word, "NEW".

If you want a specialty plate, enter that info here.

23. Weight

This is a required field.

If you have a FL title, the weight will be shown on the face of the title.

If you have an Out of State title, please provide the weight- we cannot process the title without the weight.

24. Length

For vessels and mobile homes- Provide the length in feet and inches- not just inches.

25. BHP/CC

This field is for motorcycles and mopeds. Please enter the CCs.

26. GVW/LOC

GVW stands for **G**ross **V**ehicle **W**eight and is for trucks with an empty weight over 5000 pounds. The **owner** is required to declare the GVW.

LOC stands for the **L**ocation **C**ode of a mobile home.

27. Van Use, If Applicable

If the motor vehicle is a van, check the appropriate box. If it is a cargo van, and the empty weight is over 5000 pounds, the owner will have to declare to GVW (see #23).

28. Type (Check the appropriate box)

This field is for vessels. What type of vessel is it?

29. Hull Materials (Check the appropriate box)

This field is also for vessels. What is the hull material?

30. Propulsion (Check the appropriate box)

This field is also for vessels. What kind of motor does the vessel have?

82040-Section Two

MV, MH or Vessel Description

2 MOTOR VEHICLE, MOBILE HOME OR VESSEL DESCRIPTION									
Vehicle/Vessel Identification Number 17DIGITVINENTERED 15			Make/Manufacturer 16 CHEV		Year 17 2007	Body 18 4D	Color 19 BLU	Florida Title Number 20	
Previous State of Issue 21 AL	License Plate or Vessel Registration Number 22		Weight 23 3,265	Length Ft. In. 24	BHP/CC 25	GVW/LOC 26	VAN USE, IF APPLICABLE 27 <input type="checkbox"/> PASSENGER <input type="checkbox"/> OTHER		
<input type="checkbox"/> Open Motorboat <input type="checkbox"/> Cabin Motorboat <input type="checkbox"/> Auxiliary Sailboat <input type="checkbox"/> Inflatable			<input type="checkbox"/> Houseboat <input type="checkbox"/> Pontoon <input type="checkbox"/> Airboat <input type="checkbox"/> Sailboat 28		<input type="checkbox"/> Personal Watercraft <input type="checkbox"/> Canoe <input type="checkbox"/> Other Specify		<input type="checkbox"/> Wood <input type="checkbox"/> Fiberglass <input type="checkbox"/> Wood/Fiberglass <input type="checkbox"/> Other Specify 29		<input type="checkbox"/> Aluminum <input type="checkbox"/> Steel
<input type="checkbox"/> Outboard <input type="checkbox"/> Inboard <input type="checkbox"/> Other Specify 30			<input type="checkbox"/> Sail <input type="checkbox"/> Air Propelled <input type="checkbox"/> Other Specify		<input type="checkbox"/> Gas <input type="checkbox"/> Diesel <input type="checkbox"/> Electric <input type="checkbox"/> Other Specify 31		DRAFT OF VESSEL (The depth of water a vessel draws) FT. _____ IN. _____ 32 *For all vessels 26' or more in length and all sailboats		
<input type="checkbox"/> Recreational (Pleasure) <input type="checkbox"/> Dealer/Manuf. <input type="checkbox"/> Exempt			<input type="checkbox"/> Commercial Blue Crab <input type="checkbox"/> Commercial Fish <input type="checkbox"/> Hire (Livery)		<input type="checkbox"/> Commercial Live Bait 33 <input type="checkbox"/> Commercial Shrimp Recip. <input type="checkbox"/> Commercial Shrimp Non-Recip.		<input type="checkbox"/> Government <input type="checkbox"/> Commercial Charter <input type="checkbox"/> Commercial Oyster		<input type="checkbox"/> Commercial Sponge <input type="checkbox"/> Commercial Other <input type="checkbox"/> Commercial Spiny Lobster
Previously Federally Documented Vessel, Attach Copy of: <input type="checkbox"/> U.S. Coast Guard Release From Documentation Form; or 35						<input type="checkbox"/> Copy of Canceled Documentation Papers			
PREVIOUS OUT-OF-STATE REGISTRATION NUMBER: 34									
State of Principal Use									

31. **Fuel** (Check the appropriate box)

This field is for vessels. What kind of fuel does the vessel use?

32. **Draft of Vessel**

If the vessel is 26 feet or longer, draft feet or inches needs to be entered here.

33. **Use of Vessel** (Check the appropriate box)

Will the new owner register the vessel as pleasure or commercial?

34. **Previous Out of State Registration Number**

If the title you are submitting is an Out of State title, please list the prior registration number in this area.

35. **Previously Federally Documented Vessel** (Check the appropriate box)

If the vessel was previously documented and is coming out of documentation, attached the supporting paperwork.

82040– Section Three Four, and Five

36 BRANDS, USAGE AND TYPE (Check Applicable Boxes)											
<input type="checkbox"/> SHORT TERM LEASE	<input type="checkbox"/> LONG TERM LEASE	<input type="checkbox"/> REBUILT	<input type="checkbox"/> POLICE VEHICLE	<input checked="" type="checkbox"/> PRIVATE USE	<input type="checkbox"/> TAXI CAB	<input type="checkbox"/> FLOOD	<input type="checkbox"/> LEV	<input type="checkbox"/> CUSTOM			
<input type="checkbox"/> ASSEMBLED FROM PARTS	<input type="checkbox"/> BONDED TITLE	<input type="checkbox"/> KIT CAR	<input type="checkbox"/> GLIDER KIT	<input type="checkbox"/> MANUF. BUY BACK	<input type="checkbox"/> REPLICA	<input type="checkbox"/> AUTONOMOUS	<input type="checkbox"/> ELECTRIC	<input type="checkbox"/> STREET ROD			
4 LIENHOLDER INFORMATION											
CHECK IF 37 <input checked="" type="checkbox"/> ELT CUSTOMER		<input type="checkbox"/> FEID # <input type="checkbox"/> DL # and Sex and Date of Birth		<input checked="" type="checkbox"/> DMV Account #		Date of Lien 06/09/09 39		Lienholder's Name ACHEIVA CREDIT UNION 40			
Lienholder's Email Address 41		Lienholder's Address 10125 ULMERTON RD 42		City LARGO 42		State FL 42		Zip 33771 42			
13 If Lienholder authorizes the Department to send the motor vehicle or mobile home title to the owner, check box and countersign: (Does not apply to vessels). If box is not checked, title will be mailed to the first lienholder. 43 (Signature of Lienholder's Representative)											
5 TRANSFER TYPE											
IF OWNERSHIP HAS TRANSFERRED, HOW AND WHEN WAS THE VEHICLE, MOBILE HOME, OR VESSEL ACQUIRED?											
<input checked="" type="checkbox"/> SALE 44 <input type="checkbox"/> GIFT <input type="checkbox"/> REPOSSESSION <input type="checkbox"/> COURT ORDER <input type="checkbox"/> OTHER (SPECIFY) 45 DATE ACQUIRED 6 9 9											

Section Three Brands, Usage, and Type

36. Check all applicable boxes

If the vehicle is branded, check the appropriate boxes in this section. Also, what is the “use” of the vehicle or vessel? Is it being leased or is it private?

Section Four

***This is if your customer has a lien holder on this vehicle.**

37. Verify if ELT Customer

Some lien holders have “signed up” to have their titles held electronically. This means they do not want a paper title printed and mailed to them. They want an electronic version. Be sure to check the ELT list to see if your customer’s lien holder wants an electronic title.

38. FEID#, DL#, or DMV Account#

If the lien holder is on the ELT list, their DMV Account # and FEID # will also show on the ELT list.

If the lien holder is not on the ELT list, please provide their FEID # in this field.

39. Date of Lien

Insert the date of the lien in this field.

40. Lien holder's Name

Insert the lien holder’s name in this field.

41. Lien holder's Email Address

If you have this information, it can be entered here. If not, it’s okay if you leave it blank.

42. Lien holder's Address

Please complete this section with the Lien holder’s address.

43. Lien holder Authorization to have the Title Mailed to the Customer

Florida is a non–title–holding state. This means that titles with liens are sent to the lien holder. The lien holder can authorize the title to be sent to the owner by checking this box (except for vessels) and signing in the signature area next to it.

Section Five

How Did Ownership Change?

44. How was the vehicle/vessel/mobile home acquired? (Check the appropriate box)

Sale, gift, repossession, court order, other.

45. Date Acquired

Enter the Date of Sale in this section.

82040- Section Six and Seven


6 **ODOMETER DECLARATION**

WARNING: Federal and State law requires that you state the mileage in connection with an application for a Certificate of Title. Failure to complete or providing a false statement may result in fines or imprisonment.

I/WE STATE THAT THIS ☒ 5 OR ☐ 6 DIGIT ODOMETER NOW READS (NO TENTHS) MILES, DATE READ AND I/WE HEREBY CERTIFY THAT TO THE BEST OF MY KNOWLEDGE THE ODOMETER READING:

☒ 1. reflects ACTUAL MILEAGE. ☐ 2. is IN EXCESS OF ITS MECHANICAL LIMITS. ☐ 3. is NOT THE ACTUAL MILEAGE.
WARNING -- ODOMETER DISCREPANCY

7 **DEALER SALES TAX REPORT AND VEHICLE TRADE IN INFORMATION (IF APPLICABLE)**

FLORIDA SALES TAX REGISTRATION NUMBER 5900000000000000 50	DATE OF SALE 06/09/09 51	DEALER LICENSE NUMBER V11234567 52	AMOUNT OF TAX \$123.00 53	DEALER/AGENT SIGNATURE  54
YEAR OF TRADE IN 2005 55	MAKE OF TRADE IN FORD 56	TITLE NUMBER OF TRADE IN (IF KNOWN) 57	VEHICLE IDENTIFICATION NUMBER OF TRADE IN PUT TRADE IN VIN HERE 58	

Section Six Odometer Declaration

- 46. 5 or 6 Digit Odometer** (Check the appropriate box)
Does the odometer have 5 digits for the reading or 6?
Hint- Digital odometers usually are 6 digits.
- 47. Odometer Declaration**
Place the odometer reading in these boxes. If the odometer is exempt, place the word, "EXEMPT" in the boxes.
- 48. Date**
Enter the date the odometer reading is being recorded.
- 49. Attestment**
Check the applicable box. Is the odometer reading:
Actual
In Excess
Not Actual

Section Seven

***This is where sales tax collected is recorded. Double check that the amount of sales tax reported here matches the amount of sales tax reported on the title. This is also where trade information is recorded.**

- 50. Florida Sales Tax Registration Number**
Enter your sales tax ID number here.
- 51. Date of Sale**
Enter the sale date here.
- 52. Dealer License Number**
Enter your Dealer License number.
- 53. Amount of Tax**
Enter the amount of sales tax you collected.
- 54. Dealer/Agent Signature**
An authorized representative from the dealership needs to sign in this section.
- 55. Year of Trade In**
If a vehicle was traded in, the year of the trade in vehicle goes in this section.
- 56. Make of Trade In**
If a vehicle was traded in, the make of the trade in vehicle goes in this section.
- 57. Title Number of Trade In**
If a vehicle was traded in, the title number (if known) goes in this section.
- 58. Vehicle Identification Number of Trade In**
If a vehicle was traded in, the VIN goes in this section.

82040- Section Eight and Nine

8 MOTOR VEHICLE IDENTIFICATION NUMBER VERIFICATION

THIS SECTION REQUIRES A PHYSICAL INSPECTION AND A VERIFICATION OF THE VEHICLE IDENTIFICATION NUMBER (VIN) (OR THE MOTOR NUMBER FOR MOTOR VEHICLES MANUFACTURED PRIOR TO 1959) OF THE MOTOR VEHICLE DESCRIBED ON THIS FORM BY A LICENSED DEALER, FLORIDA NOTARY PUBLIC, POLICE OFFICER, OR FLORIDA DIVISION OF MOTOR VEHICLES EMPLOYEE OR TAX COLLECTOR EMPLOYEE. IF THE VIN IS VERIFIED BY AN OUT OF STATE MOTOR VEHICLE DEALER, THE VERIFICATION MUST BE SUBMITTED ON THEIR LETTERHEAD STATIONERY. COMPLETE THIS SECTION ON ALL USED MOTOR VEHICLES, INCLUDING TRAILERS, (WITH ABBREVIATION OF "TL" WITH A WEIGHT OF 2,000 POUNDS OR MORE) NOT CURRENTLY TITLED IN FLORIDA.

I, the undersigned, certify that I have physically inspected the above described vehicle and find the vehicle identification number to be: **OUTOFSTATEVINHERE 59**

60 06/09/09 **61** *E. Slate* **62** EUGENE SLATE **63** SLATES AUTO SALES **64** VI123456 **65** (Vehicle Identification Number)

DATE SIGNATURE PRINTED NAME

Law Enforcement Officer or Florida Dealer/Agency Name Badge # or Florida Dealer # Notary Stamp or Seal

FL DMV/Tax Collector Employee Florida Compliance Examiner/Inspector Badge or ID Number

COMMISSIONED NAME OF FLORIDA NOTARY: (Print, Type or Stamp) NOTARY'S SIGNATURE

9 **66** SALES TAX EXEMPTION CERTIFICATION

THE PURCHASE OF A RECREATIONAL VEHICLE TO BE OFFERED FOR RENT AS LIVING ACCOMMODATIONS DOES NOT QUALIFY FOR EXEMPTION. I CERTIFY THE RECREATIONAL VEHICLE, MOBILE HOME OR VESSEL DESCRIBED HAS BEEN PURCHASED AND IS EXEMPT FROM THE SALES TAX IMPOSED BY CHAPTER 212, FLORIDA STATUTES, BY:

65 ☐ PURCHASER (STATE AGENCIES, COUNTIES, ETC.) HOLDS VALID EXEMPTION CERTIFICATE CONSUMER'S CERTIFICATE OF EXEMPTION NUMBER

☐ MOTOR VEHICLE ☐ MOBILE HOME ☐ VESSEL WILL BE USED EXCLUSIVELY FOR RENTAL **66** SALES TAX REGISTRATION NUMBER

I hereby certify that ownership of the motor vehicle, mobile home or vessel described on this application, is not subject to Florida Sales and Use Tax for the following reason: ☐ INHERITANCE ☐ GIFT

67 ☐ DIVORCE DECREE ☐ TRANSFER BETWEEN HUSBAND AND WIFE ☒ EVEN TRADE OR TRADE DOWN (State the facts of the even trade or trade down and the transferor information, including the transferor's name and address, below under "Other: Explain.")

☒ OTHER: (EXPLAIN) 2009 BMW BMWVINGOESHERE **68**

Section Eight

This section is for all vehicles that are currently titled in another state.

59. Vehicle Identification Number

A physical inspection of the car is necessary to complete this. Physically look at the VIN plate on the vehicle, compare it to the certificate of title and transpose it onto this section.

60. Date

Enter the date the VIN was verified.

61. Signature

The person who verifies the VIN signs in this spot. The person should be a person who works in the dealership.

62. Printed Name

The printed name of the person who verified the VIN goes here.

63. Law Enforcement Officer or Florida Dealer/Agency Name

The name of your dealership goes here.

64. Badge # or Florida Dealer

Your dealer license number goes in this section.

Section Nine

If you do not collect sales tax, use this section to tell us why.

65. Purchaser Holds Valid Exemption Certificate

Put the Certificate of Exemption Number in this area. Also, submit a copy of the exemption certificate.

66. Motor Vehicle/Mobile Home/Vessel Will Be Used Exclusively For Rental

If the vehicle/mobile home/vessel will be used for rental, enter the sales tax registration number in this area.

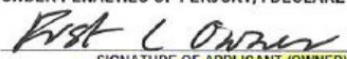

67. The Described Motor Vehicle/Mobile Home/Vessel Is Not Subject To Sales Or Use Tax

Inheritance, Gift, Divorce Decree, Transfer between Husband and Wife, Even Trade or Trade Down. In dealer transactions, the most common scenario is "Even Trade or Trade Down."

68. Other

If the reason for #67 is Even Trade or Trade Down, the information of the vehicle that was traded gets entered here.

82040- Section Ten, Eleven and Twelve

10	REPOSSESSION DECLARATION
IF CHECKED, THE FOLLOWING CERTIFICATIONS ARE MADE BY THE APPLICANT:	
<input type="checkbox"/>	I CERTIFY THAT THIS MOTOR VEHICLE, MOBILE HOME OR VESSEL WAS REPOSSESSED UPON DEFAULT IN THE TERMS OF THE LIEN INSTRUMENT AND IS NOW IN MY POSSESSION.
<input type="checkbox"/>	(VESSEL) A PHOTOCOPY OF THE LIEN INSTRUMENT FOR THE VESSEL IS REQUIRED AND ATTACHED.
<input type="checkbox"/>	I AM REQUESTING THAT AN ORIGINAL CERTIFICATE OF REPOSSESSION BE ISSUED FOR THE MOTOR VEHICLE OR MOBILE HOME IN LIEU OF A TITLE (REPOSSESSION).
<input type="checkbox"/>	I AM REQUESTING THAT A DUPLICATE CERTIFICATE OF REPOSSESSION BE ISSUED FOR THE MOTOR VEHICLE OR MOBILE HOME, AS THE ORIGINAL HAS BEEN LOST OR DESTROYED.
11	NON-USE AND OTHER CERTIFICATIONS
IF CHECKED, THE FOLLOWING CERTIFICATIONS ARE MADE BY THE APPLICANT:	
<input type="checkbox"/>	I CERTIFY THAT THE CERTIFICATE OF TITLE IS LOST OR DESTROYED.
<input type="checkbox"/>	THE VEHICLE IDENTIFIED WILL NOT BE OPERATED ON THE STREETS AND HIGHWAYS OF THIS STATE UNTIL PROPERLY REGISTERED.
<input type="checkbox"/>	THE VESSEL IDENTIFIED WILL NOT BE OPERATED ON THE WATERS OF THIS STATE UNTIL PROPERLY REGISTERED.
<input checked="" type="checkbox"/>	OTHER: (EXPLAIN) ABC 123 OFF 1987 CHEV PRIVATELY SOLD. CHEVYVINGOESHERE
12	APPLICATION ATTESTMENT AND SIGNATURES
I/WE PHYSICALLY INSPECTED THE ODOMETER/VIN AND FURTHER AGREE TO DEFEND THE TITLE AGAINST ALL CLAIMS. (More than one form HSMV 82040 may be used for additional signatures.)	
UNDER PENALTIES OF PERJURY, I DECLARE THAT I HAVE READ THE FOREGOING DOCUMENT AND THAT THE FACTS STATED IN IT ARE TRUE.	
	
SIGNATURE OF APPLICANT (OWNER)	SIGNATURE OF APPLICANT (CO-OWNER)
6/9/09	6/9/09
Date	Date

Section Ten

If you finance vehicles, mobile homes, or vessels, this section is for the repossession should you need to repossess.

69. Check the applicable box

Section Eleven

Non-use and Other Certifications

70. I certify that the Certificate of Title is Lost or Destroyed

This box is checked with certain death case scenarios.

71. The Vehicle Identified Will Not Be Operated On The Streets And Highways Of This State Until Properly Registered

This box is checked in the event of a "title only" - no tag is being issued.

A temporary tag cannot be issued if this box is checked.

72. The Vessel Identified Will Not Be Operated On The Waters Of This State Until Properly Registered

This box is checked in the event of a "title only" - no registration is being issued.

The FL number still needs to be transferred, but a Non-Use registration will be produced.

73. Other

This space can be utilized for two things:

Name is the same: ie "Jim and James Jones are one in the same."

Disposal affidavit: A tag is being transferred onto the new vehicle and your customer did not trade in a vehicle. In that instance, put the year, make and VIN of the vehicle the tag came off of in this area.

Section Twelve

All persons applying for title must sign this section. More than one 82040 can be used if there are more than two taking title.

74. We Physically Inspected The Odometer And Further Agree To Defend The Title Against All Claims

Although odometer declaration (section 6) is completed by the dealership, the person/s signing this form are attesting that the number on the form is the odometer reading.

75. Signature of Applicant (Owner)

The first listed owner signs and dates here.

76. Signature of Applicant (Co-owner)

The second listed owner signs and dates here.

82040- Section Thirteen

13 RELEASE OF SPOUSE OR HEIRS INTEREST	
The undersigned person(s) state(s) as follows: That _____ died on _____ (Name of Deceased) (Date)	
<input type="checkbox"/> testate (with a will)	<input type="checkbox"/> intestate (without a will) and left the surviving beneficiaries named below.
<input type="checkbox"/> When applicable, the heirs (named below) certify that the certificate of title is lost or destroyed.	
Signature(s) of surviving spouse, co-owner and/or heirs. (More than one form HSMV 82040 may be used for additional signatures.)	
UNDER PENALTIES OF PERJURY, I DECLARE THAT I HAVE READ THE FOREGOING DOCUMENT AND THAT THE FACTS STATED IN IT ARE TRUE.	
Print or Type Name of Spouse, Co-owner or Heir(s)	Signature of Spouse, Co-Owner or Heir(s)
_____	_____
_____	_____
That at the time of death the decedent was owner of the motor vehicle, mobile home or vessel described in section 2 of this form. That the estate is not indebted and the assets of the estate, excluding this motor vehicle, mobile home or vessel are sufficient to pay all just claims and that no probate proceedings have been instituted upon the estate. That the person(s) signing above hereby releases all their right, title, interest and claim as heirs at law, legatees, devisee, or otherwise to the aforesaid motor vehicle, mobile home or vessel to:	
Name of Applicant(s) (Print or Type)	

RESIDENTS OF FLORIDA AND ALL VESSEL OWNERS, RESIDING IN FLORIDA OR OUT OF STATE, SHOULD SUBMIT THIS FORM AND ALL REQUIRED DOCUMENTATION TO A LOCAL FLORIDA TAX COLLECTOR'S OFFICE OR THE FLORIDA TAX COLLECTOR'S OFFICE LOCATED IN THE APPLICANT'S COUNTY OF RESIDENCE FOR PROCESSING.	
HSMV 82040 (REV. 03/09) S www.flhsmv.gov	


Section Thirteen

Release of Spouse or Heirs Interest

This section is completed in the event of a death case. If you should acquire a vehicle that is because of a death, we advise you send your customer to the Tax Collector's Office. Death cases can be quite involved.

Review

- ▶ Does the conjunction of “and” “or” make a big difference? Explain your answer.
 - YES!!



Form 82995



Form 82995

Secure POA

This form is used when the title is lost, the title is being held by a lien holder, or it is being held electronically and remaining electronic.

Part A is completed by the owner to the dealership. The owner discloses the odometer reading to the dealership. The owner is giving the dealership Power of Attorney to execute the title when it becomes available.

Part B can be completed if the car is sold before the title becomes available. In Part B, the dealership (now the seller) discloses the odometer to the purchaser (the customer).

Part C is completed by a representative of the dealership when the title is received. The person who completes Part C must be the person who executes the title.

The rep. from the dealership who signs in Part A, B, and C does not need to be the same person. The rep. who signs Part C **MUST** be the one to transfer information over to the title and sign as POA.

STATE OF FLORIDA
DEPARTMENT OF HIGHWAY SAFETY AND MOTOR VEHICLES
DIVISION OF MOTOR VEHICLES
2500 Apalachee Parkway - Tallahassee, 32303-0510
MOTOR VEHICLE POWER OF ATTORNEY/ODOMETER DISCLOSURE

(Instructions on Reverse Side)

This form may be used when title is physically held by lienholder or when the title has been lost. This form must be submitted to the state by the person exercising Power of Attorney. Failure to do so may result in fines or imprisonment.

VEHICLE IDENTIFICATION		VEHICLE DESCRIPTION			TITLE NO.	
Vehicle Identification Number	Year	Make	Model	Body	Title No.	

PART A: TRANSFEROR (SELLER'S) POWER OF ATTORNEY TO DISCLOSE MILEAGE.

I/We _____ (Print Seller's Name) appoint _____ (Print Name of Dealership / Business) as of _____ (Date) as my/our attorney-in-fact with full authority to transfer title, to satisfy any lien and to disclose the mileage for the vehicle described above, exactly as stated in the following disclosure.

WARNING: Federal law and State law require that you state the mileage in connection with transfer of ownership. Providing a false statement may result in fines or imprisonment.

I/WE STATE THAT THIS ☐ 5 DIGIT OR ☐ 8 DIGIT ODOMETER NOW READS ☐ NO TENTHS MILES.
DATE READ _____ AND I/WE HEREBY CERTIFY THAT TO THE BEST OF MY/OUR KNOWLEDGE THE ODOMETER READING:

☐ 1. REFLECTS ACTUAL MILEAGE. ☐ 2. IS IN EXCESS OF ITS MECHANICAL LIMITS. ☐ 3. IS NOT THE ACTUAL MILEAGE.
WARNING ODOMETER DISCREPANCY

TRANSFEROR (Seller):
Seller's Signature _____ Seller's Printed Name _____
Co Seller's Signature _____ Co Seller's Printed Name _____
Seller's Street Address _____ City _____ State _____ Zip _____
Purchaser's Signature _____ Purchaser's Printed Name _____
Purchaser's Dealership Name _____ (Print Name of Dealership/Business) Dealer License No. _____
Dealership Address _____ City _____ State _____ Zip _____

PART B: TRANSFEREE (PURCHASER'S) POWER OF ATTORNEY TO REVIEW TITLE DOCUMENTS AND ACKNOWLEDGE DISCLOSURE. (PART B IS INVALID UNLESS PART A HAS BEEN COMPLETED.)

I/We _____ (Print Purchaser's Name) appoint _____ (Print Name of Dealership / Business) as of _____ (Date) as my/our attorney-in-fact for the purpose of and with full authority to apply for title and/or registration, to file a lien and to sign the mileage disclosure on the title for the vehicle described above, only if the disclosure is exactly as the disclosure completed below.

WARNING: Federal law and State law require that you state the mileage in connection with transfer of ownership. Providing a false statement may result in fines or imprisonment.

I/WE STATE THAT THIS ☐ 5 DIGIT OR ☐ 8 DIGIT ODOMETER NOW READS ☐ NO TENTHS MILES.
DATE READ _____ AND I/WE HEREBY CERTIFY THAT TO THE BEST OF MY/OUR KNOWLEDGE THE ODOMETER READING:

☐ 1. REFLECTS ACTUAL MILEAGE. ☐ 2. IS IN EXCESS OF ITS MECHANICAL LIMITS. ☐ 3. IS NOT THE ACTUAL MILEAGE.
WARNING ODOMETER DISCREPANCY

TRANSFEREE (Purchaser):
Seller's Signature _____ (For Dealership / Business) Seller's Printed Name _____ (For Dealership / Business)
Business Address _____ City _____ State _____ Zip _____
Purchaser's Signature _____ Purchaser's Printed Name _____
Co Purchaser's Signature _____ Co Purchaser's Printed Name _____
Purchaser's Name _____ Street Address _____
City _____ State _____ Zip _____

PART C: CERTIFICATION BY ATTORNEY IN FACT (Person completing Part C must be the same person transferring information and signing the title.)

I, _____ (Print Name of Person exercising state power of attorney) hereby certify that the mileage I have disclosed on the title document is consistent with that provided to me in the state power of attorney. Further, upon examination of the title and any assignment documents for the vehicle described above, the mileage disclosure I have made on the title pursuant to the power of attorney is the same or greater than that previously stated on the title assignment documents. This certificate is not intended to create, nor does it create any new or additional liability under Federal or State law.

Signature _____ Date _____ Printed Name _____
Street Address _____ City _____ State _____ Zip _____

Form 82995

HSMV 82995 (REV. 01/05)S

STATE OF FLORIDA
DEPARTMENT OF HIGHWAY SAFETY AND MOTOR VEHICLES
DIVISION OF MOTOR VEHICLES
Neil Kirkman Building - Tallahassee, 32399-0610
MOTOR VEHICLE POWER OF ATTORNEY/ODOMETER DISCLOSURE

(Instructions on Reverse Side)

This form may be used when title is physically held by lienholder or title has been lost. This form must be submitted to the state by the person exercising Powers of Attorney. Failure to do so may result in fines or imprisonment.

VEHICLE DESCRIPTION					
Vehicle Identification Number	Year	Make	Model	Body	Title No.
1B3ES46C91D170684 1	2001 2	DODGE 3	NEON	4DR SDN 4	82403307 5

Vehicle Description

- 1. Vehicle Identification Number**
Enter the VIN number.
- 2. Year**
Enter the year of the vehicle.
- 3. Make**
Enter the make of the vehicle.
- 4. Body**
Enter the body type.
- 5. Title No.**
Enter the title number.



Form 82995

PART A. TRANSFEROR (SELLER'S) POWER OF ATTORNEY TO DISCLOSE MILEAGE.			
I/We, MISSY CAR TRADER 6 JUSTIN CASE		appoint CROWN NISSAN 7	
as of 03/26/08 8		(Date) as my/our attorney-in-fact with full authority to transfer title, to satisfy any lien and to disclose the mileage for the vehicle described above, exactly as stated in the following disclosure.	
WARNING: Federal law and State law require that you state the mileage in connection with transfer of ownership. Providing a false statement may result in fines or imprisonment.			
I/WE STATE THAT THIS <input type="checkbox"/> 5 DIGIT OR <input checked="" type="checkbox"/> 6 DIGIT ODOMETER NOW READS 131,630 9 (NO TENTHS) MILES.			
DATE READ 03/26/08 10 , AND I/WE HEREBY CERTIFY THAT TO THE BEST OF MY/OUR KNOWLEDGE THE ODOMETER READING:			
11 <input checked="" type="checkbox"/> 1. REFLECTS ACTUAL MILEAGE. <input type="checkbox"/> 2. IS IN EXCESS OF ITS MECHANICAL LIMITS. <input type="checkbox"/> 3. IS NOT THE ACTUAL MILEAGE. WARNING ODOMETER DISCREPANCY			
12	Seller's Signature Missy C Trader		13
14	Co Seller's Signature Justin Case		15
16	Seller's Street Address 13025 STARKEY RD		18
17	Purchaser's Signature SHARON KEATON		19
20	Purchaser's Dealership Name CROWN NISSAN		21
21	Business Address 5151 34TH ST N		

Part A: Seller's POA to Disclose Mileage

Since the title is unavailable, Part A is used as a Federal Odometer Disclosure between the seller and the purchaser. When the title is received, the information disclosed in Part A will be transferred to the title.

- 6. Print Seller's Name**
The seller's printed name goes in this area.
- 7. Print Name of Dealership/Business**
The dealership's name goes here.
- 8. 5 or 6 Digital Odometer** (Check the appropriate box)
Remember- most digital odometers are 6 digits.
- 9. Odometer Reading**
The odometer reading goes in these boxes. Make sure the reading is accurate and there are no cross-outs or write overs.
- 10. Date Read**
Enter the date the odometer was read.
- 11. Odometer Certification** (Check the appropriate box)
Reflects ACTUAL mileage
Is in EXCESS of its mechanical limits
Is NOT ACTUAL mileage

- 12. Seller's Signature**
- 13. Seller's Printed Name**
- 14. Co-Seller's Signature** (If applicable)
- 15. Co-Seller's Printed Name** (If applicable)
- 16. Seller's Street Address**
Complete this row with the seller's complete address.
- 17. Purchaser's Signature**
A representative from the dealership signs his/her name.
- 18. Purchaser's Printed Name**
The same representative prints his/her name.
- 19. Purchaser's Dealership Name**
The name of the dealership goes here.
- 20. Dealer License No.**
Put the dealer license number here.
- 21. Business Address**
Put the dealership's physical address on this row.

Form 82995

PART C. CERTIFICATION BY ATTORNEY IN FACT (Person completing Part C must be the same person transferring information and signing the title.)

22

Sharon Keaton

I, _____, hereby certify that the mileage I have disclosed on the title document is
(Print Name of Person with the Dealership/Business exercising above powers of attorney)
consistent with that provided to me in the above powers of attorney. Further, upon examination of the title and any reassignment documents for the vehicle described
above, the mileage disclosure I have made on the title pursuant to the power of attorney is the same or greater than that previously stated on the title reassigned
documents. This certificate is not intended to create, nor does it create any new or additional liability under Federal or State law.

23

Signature

24

Date

5/28/08

25

Sharon Keaton

Printed Name

26

Street Address

5151 34th STREET NORTH ST. PETE, FL 33714

City

State

Zip

DMV COPY (WITH TITLE)

NOTICE: ANY ALTERATION OR ERASURE MAY VOID THIS DOCUMENT

Part C: Certification by Attorney In Fact
This person signs the title.

22. POA Printed Name

23. POA Signature

24. Date

25. POA Printed Name

26. POA Address

Summary:

Both Part A and Part C will be completed,

OR


Parts A, B, and C will be completed.

NEVER only Parts B and C.



Review

- ▶ Is there ever a time when Parts B & C are only completed?
 - No
- ▶ When is an 82995 used?
 - Lost; held electronically and remains electronically held by the lienholder.



Group Discussion 2

- ▶ How often have you had to make several trips to the tax collector's office because you had a transaction returned for additional information, and then discovered when you fixed the error and returned, there were additional items that needed to be fixed?



Form 82994



Form 82994

▶ Dealer Reassignment

- This form is used when:
 - The title is electronic
 - All the dealer reassignments have been used on the title



Form 82994

STATE OF FLORIDA
DEPARTMENT OF HIGHWAY SAFETY AND MOTOR VEHICLES
DIVISION OF MOTOR VEHICLES
Neil Kirkman Building – Tallahassee, FL 32399-0500
MOTOR VEHICLE TITLE REASSIGNMENT SUPPLEMENT

(Instructions on Reverse Side)

1 This reassignment is supplement to: ☒ Title No.: **123456** State of Issue: **FL**
☐ Manufacturer's Statement or Certificate of Origin
2 Is the title electronic? ☒ Yes ☐ No

VEHICLE DESCRIPTION

3 Vehicle Identification Number 17DIGITVINHERE	4 Year 2008	5 Make CHEV	Model	6 Body UT
---	------------------------------	------------------------------	-------	----------------------------

Vehicle Description

1. This reassignment is supplement to:

Title Number

State of Issue

Manufacturer's Statement or Certificate of Origin

Determine what type of document you have and check the appropriate box.

2. Is the title electronic?

Yes

No

Do you have the title or is it being held electronically? Remember you can verify this information on the state website.

3. Vehicle Identification Number

Enter the VIN in this area.

4. Year

Enter the year of the vehicle.

5. Make

Enter the make of the vehicle.

6. Body

Enter the body type of the vehicle.



Form 82994

REASSIGNMENT INFORMATION

7 Name of Seller/Agent (Print) SLATE'S AUTO SALES	8 DL/ID#, DMV ACCT#, FEID# 594365123-01	9 DEALER/AUCTION LICENSE (if applicable) V112345
10 Street Address 13025 STARKEY RD	City LARGO	State FL
11 Sales Tax Collected 1245.00	12 Sales Tax Reg. No. (Sales Tax Information is not required on dealer to dealer, or owner to dealer transactions.) 62-2312321215	
13 Purchaser's Printed Name(s) FRED FLINTSTONE	14 Date of Sale 08/01/08	
15 Purchaser's Address 123 BEDROCK LANE	City BEDROCK	State FL
16 Auction Name (If applicable)	Auction License Number	Date of Auction
Street Address	City	State
		Zip

Reassignment Information

- 7. Name of Seller/Agent**
Print the name of the selling dealership
- 8. FEID #**
Put the FEID number of the dealership in this area.
- 9. Dealer/Auction License**
Put your dealer license number in this area.
- 10. Street Address**
Enter the address of the selling dealership in this row.
- 11. Sales Tax Collected**
Enter the sales tax that was collected. This number should be the same as the amount entered on the title AND on the 82040 section 7.

- 12. Sales Tax Registration Number**
Enter the dealership's sales tax registration number **only** if this is the last reassignment to the customer. It is not necessary to provide the sales tax number for dealer to dealer swaps or n the even of an electronic title from a retail customer to a dealer.
- 13. Purchaser's Printed Name**
Print the purchaser's name here.
- 14. Date of Sale**
The date of sale is entered here.
- 15. Purchaser's Address**
Enter the purchaser's complete address on this row.
- 16. Auction Name**
If this vehicle was acquired through an auction, the auction information will go on the next two rows.

Form 82994

ODOMETER DISCLOSURE STATEMENT			
WARNING: FEDERAL AND STATE LAW REQUIRE THAT YOU STATE THE ODOMETER MILEAGE IN CONNECTION WITH TRANSFER OF OWNERSHIP. FAILURE TO COMPLETE OR PROVIDING A FALSE STATEMENT MAY RESULT IN FINES AND/OR IMPRISONMENT.			
I/WE STATE THAT THIS 17 5 OR X 6 DIGIT ODOMETER NOW READS, 18 1 1 1 1 1 XX (NO TENTHS) MILES, DATE READ 19 08 01 08 , AND I HEREBY CERTIFY THAT TO THE BEST OF MY KNOWLEDGE THE ODOMETER READING:			
CAUTION: READ CAREFULLY BEFORE YOU CHECK A BOX		<input checked="" type="checkbox"/> 1. REFLECTS ACTUAL MILEAGE <input type="checkbox"/> 2. IS IN EXCESS OF ITS MECHANICAL LIMITS <input type="checkbox"/> 3. IS NOT THE ACTUAL MILEAGE. WARNING – ODOMETER DISCREPANCY	
UNDER PENALTIES OF PERJURY, I DECLARE THAT I HAVE READ THE FOREGOING DOCUMENT AND THAT THE FACTS STATED IN IT ARE TRUE.			
Printed name of seller (s)/Agent 21 SLATE'S AUTO SALES	Seller(s)/Agent Signature 		
Purchaser(s) Signature 	Co-Purchaser(s) Signature 		
Purchaser(s) Printed Name First, Full Middle or Maiden, Last 25 FRED FLINTSTONE	Co-Purchaser(s) Printed Name First, Full Middle or Maiden, Last 		
Street Address 27 123 BEDROCK LANE	City BEDROCK	State FL	Zip 33761
NOTICE: ANY ALTERATION OR ERASURE MAY VOID THIS ASSIGNMENT AND ALL ASSIGNMENTS THAT FOLLOW. ORIGINAL: SUBMIT WITH APPLICATION FOR TITLE COPY: SELLER/DEALER RETAIN IN FILE			

Odometer Disclosure Statement

17.5 or 6 Digit Odometer

Check the appropriate box.

18. Odometer Reading

Enter the odometer reading.

19. Date the Odometer Read

Enter the date of the odometer reading.

20. Odometer Attestment (Check the appropriate box)

Is the odometer reading:

Actual

In Excess

Not Actual

21. Printed Name of Seller

Seller's name is printed here.

22. Signature of the Seller

Seller must sign here.

23. Signature of Purchaser

Purchaser's name is signed here.

24. Signature of Co-Purchaser

Co-purchaser signs here.

25. Printed Name of Purchaser

Purchaser's name is printed here.

26. Printed Name of Co-purchaser


Co-purchaser prints his/her name here.

27. Purchaser's Address

Purchaser's address belongs in this row.

Review


- ▶ What is an 82994 used for?
 - It is a supplement to the title.



Form 82101



Form 82101



- ▶ Application for Duplicate Title
- ▶ This form is used when a title has been:
 - Lost
 - Damaged/Destroyed
 - Never Received
- ▶ Titles that have never been received are called “Lost in Transit”. There is no fee to replace these if they are applied for within 180 days of the last issuance. In order for a title to be considered Lost in Transit, it must have been mailed from the DMV in Tallahassee.
- ▶ If it is mailed from your dealership to your customer, it is not considered Lost in Transit, and full fees apply.

Form 82101

Section One

STATE OF FLORIDA
DEPARTMENT OF HIGHWAY SAFETY AND MOTOR VEHICLES
DIVISION OF MOTOR VEHICLES
2900 Apalachee Parkway, MS# 72,
Neil Kirkman Building - Tallahassee, FL 32399

APPLICATION FOR DUPLICATE OR LOST IN TRANSIT/REASSIGNMENT FOR A MOTOR VEHICLE, MOBILE HOME OR VESSEL TITLE CERTIFICATE

1		TYPE OF APPLICATION	
<input checked="" type="checkbox"/> VEHICLE/VESSEL DUPLICATE: (Fee Required) <input checked="" type="checkbox"/> LOST <input type="checkbox"/> STOLEN 1 <input type="checkbox"/> Damaged (Certificate of Title must be submitted) NOTE: An indication of lost, stolen or damaged is required		<input type="checkbox"/> VEHICLE/VESSEL LOST IN TRANSIT: NOTE: No fee required if vehicle application is made within 180 days from last title issuance date and has been lost in mailing.	
<input type="checkbox"/> VEHICLE/VESSEL DUPLICATE WITH TRANSFER: (Both parties must be present for this transaction) <input type="checkbox"/> OR <input type="checkbox"/> AND NOTE: When joint ownership, please indicate if "or" or "and" is to be shown on the title when issued. If neither box is checked, the title will be issued with "and".			
OWNER'S NAME (Last, First, Middle Initial) OWNER, FIRST LISTED 2		Owner's E-Mail Address EMAIL@EMAIL.COM	
CO-OWNER'S NAME (Last, First, Middle Initial) OWNER, SECOND LISTED 3		Co-Owner's E-Mail Address EMAIL@EMAIL.COM	
OWNER'S MAILING ADDRESS 13025 STARKEY RD		PURCHASER'S MAILING ADDRESS	
CITY LARGO 4		STATE FL	ZIP 33773
CAUTION: IF ADDRESS DIFFERS FROM DMV RECORDS, ADDRESS VERIFICATION MUST BE SUBMITTED		DATE OF BIRTH	PURCHASER'S DL/ID #
		CO-PURCHASER'S DL/ID #	

Type of Application

1. **Vehicle/Vessel Duplicate Vehicle/Vessel Lost in Transit** (Check the appropriate box)

Lost
Stolen
Damaged
Lost in Transit

2. **Owner's Name**

Place first listed owner's name here.

3. **Co-Owner's Name**

Place co-owner's name here.

***If there is joint ownership, ALL names must appear in this section, even if they are joined by OR.**

4. **Owner's Mailing Address**

Put the owner's mailing address here. This *should be* what is on their driver license. If your customer states they've had an address change, please provide proof.

5. **Vehicle/Vessel Duplicate with Transfer**

As a dealer, you will not use this section. This is for counter transactions **ONLY** when **BOTH** parties are present.

APPLICATION FOR DUPLICATE IS MADE BY:							
2	<div style="border: 1px solid black; width: 30px; height: 30px; margin: 0 auto;"></div> <div style="text-align: center; font-size: small;">Owner</div>		<div style="display: flex; justify-content: space-between;"> <div> LIENHOLDER DATE OF LIEN <div style="border-bottom: 1px solid black; width: 100%;"></div> </div> <div> MOTOR VEHICLE MOBILE HOME OR RECREATIONAL VEHICLE DEALER/ AUCTION LICENSE NUMBER (DEALER/AUCTION LICENSE NUMBER DOES NOT APPLY TO VESSELS: VI123456 <div style="border-bottom: 1px solid black; width: 100%;"></div> </div> </div> <div> LIENHOLDER OR DEALER/AUCTION NAME: SLATE'S AUTO SALES <div style="border-bottom: 1px solid black; width: 100%;"></div> </div> <div> ADDRESS: 13025 STARKEY RD CITY: LARGO STATE: FL ZIP: 33773 </div>				
3	MOTOR VEHICLE, MOBILE HOME OR VESSEL DESCRIPTION						
Vehicle/Vessel Identification Number <div style="border-bottom: 1px solid black; width: 100%;"></div>		Make/Manufacturer <div style="border-bottom: 1px solid black; width: 100%;"></div>	Year <div style="border-bottom: 1px solid black; width: 100%;"></div>	Body <div style="border-bottom: 1px solid black; width: 100%;"></div>	Color <div style="border-bottom: 1px solid black; width: 100%;"></div>	License Plate or Vessel Registration Number <div style="border-bottom: 1px solid black; width: 100%;"></div>	Florida Title Number <div style="border-bottom: 1px solid black; width: 100%;"></div>
VEHICLE USAGE/BRANDS							
<input type="checkbox"/> SHORT TERM LEASE <input type="checkbox"/> REPLICIA		<input type="checkbox"/> LONG TERM LEASE <input type="checkbox"/> KIT CAR	<input type="checkbox"/> POLICE VEHICLE <input type="checkbox"/> REBUILT	<input checked="" type="checkbox"/> PRIVATE USE <input type="checkbox"/> ASSEMBLED FROM PARTS	<input type="checkbox"/> TAXI <input type="checkbox"/> MANUFACTURER'S BUY BACK	<input type="checkbox"/> FLOOD	
LIENHOLDER INFORMATION							
If no lien, Print "NONE" <div style="border-bottom: 1px solid black; width: 100%;"></div>		<div style="display: flex; justify-content: space-between;"> <div> <input type="checkbox"/> FEID # <input type="checkbox"/> DL# & Sex and Date of Birth <input type="checkbox"/> DMV Account # </div> <div> Date of Lien <div style="border-bottom: 1px solid black; width: 100%;"></div> </div> <div> Lienholder Name <div style="border-bottom: 1px solid black; width: 100%;"></div> </div> </div>					
Lienholder E-Mail Address <div style="border-bottom: 1px solid black; width: 100%;"></div>		Lienholder Mailing Address <div style="border-bottom: 1px solid black; width: 100%;"></div>			City <div style="border-bottom: 1px solid black; width: 100%;"></div>	State <div style="border-bottom: 1px solid black; width: 100%;"></div>	Zip <div style="border-bottom: 1px solid black; width: 100%;"></div>
<input type="checkbox"/> If Lienholder authorizes the Department to send title to the owner, check box and countersign. <input type="checkbox"/> If this box is not checked, title will be mailed to the first lienholder. (DOES NOT APPLY TO VESSELS)							
_____ (Signature of Lienholders Representative)							

<p>Section 2: Application for Duplicate is Made By</p> <p>6. Dealer/Auction License Number Put your license here.</p> <p>7. Lienholder or Dealer/Auction Name Print the name of the dealership here.</p> <p>8. Address Print the address of the dealership here.</p> <p>Section 3: Motor Vehicle, Mobile Home, or Vessel Description</p> <p>9. Vehicle/Vessel Identification Number Put the VIN or the HIN in this area.</p> <p>10. Make/Manufacturer Put the make or the manufacturer in this area.</p> <p>11. Year The year of the vehicle, vessel, or mobile home goes here.</p> <p>12. Body The body of the vehicle goes in this box. If it's for a vessel, put VS. If it's for a mobile home, put MH.</p>	<p>13. Color The color of the vehicle goes here. If it's an application for a duplicate vessel or mobile home, this box is not applicable.</p> <p>14. License Plate or Vessel Registration Number Enter the license plate number for a vehicle or the FL number for a vessel.</p> <p>15. Florida Title Number We can only duplicate Florida titles. The Florida title number goes in this area.</p> <p>Section 4: Vehicle Usage/Brands</p> <p>16. Vehicle Usage/Brands (Check the appropriate box)</p> <p>Section 5: Lienholder Information</p> <p>17. If No Lien, Print "NONE" If there is no lien on the vehicle/vessel/mobile home, put the word "NONE" here.*If there is a lien, only the lien holder can apply for a duplicate title.*</p> <p>18. Lienholder Information This form allows you to add a lien and apply for a duplicate at the same time. This is not a common occurrence.</p>
---	---

6 APPLICATION ATTESTMENT/SIGNATURES AND ODOMETER DECLARATION/DISCLOSURE					
WARNING: Federal and state law require that you state the mileage in connection with an application for Certificate of Title. Providing a false statement may result in fines or imprisonment.					
21	I (WE) STATE THAT THIS	19	20	5 or <input checked="" type="checkbox"/> 6 DIGIT ODOMETER NOW READS	<div style="display: flex; align-items: center;"> <div style="border: 1px solid black; width: 20px; height: 20px; text-align: center; line-height: 20px;">1</div> <div style="border: 1px solid black; width: 20px; height: 20px; text-align: center; line-height: 20px;">1</div> <div style="margin: 0 5px;">,</div> <div style="border: 1px solid black; width: 20px; height: 20px; text-align: center; line-height: 20px;">4</div> <div style="border: 1px solid black; width: 20px; height: 20px; text-align: center; line-height: 20px;">2</div> <div style="border: 1px solid black; width: 20px; height: 20px; text-align: center; line-height: 20px;">3</div> <div style="margin-left: 5px;">XX (NO TENTHS) MILES,</div> </div>
DATE READ 11 / 18 / 2013 , AND I/WE HEREBY CERTIFY THAT TO THE BEST OF MY/OUR KNOWLEDGE THE ODOMETER READING:					
CAUTION: READ CAREFULLY BEFORE YOU CHECK A BOX					
22	<input checked="" type="checkbox"/> 1. REFLECTS ACTUAL MILEAGE. <input type="checkbox"/> 2. IS IN EXCESS OF ITS MECHANICAL LIMITS. (EXCESS OF ITS MECHANICAL LIMITS APPLIES TO 5 DIGIT ODOMETERS) <input type="checkbox"/> 3. IS NOT THE ACTUAL MILEAGE. WARNING - ODOMETER DISCREPANCY				
23	<input type="checkbox"/> I CERTIFY THAT THE MOTOR VEHICLE/VESSEL DESCRIBED ABOVE WILL NOT BE OPERATED ON THE STREETS AND HIGHWAYS/WATERWAYS OF THIS STATE AND NO FLORIDA LICENSE PLATE HAS BEEN TRANSFERRED TO OR PURCHASED FOR THIS MOTOR VEHICLE.				
I am/we are the owner(s), lienholder(s), and am legally authorized to apply for and receive the Duplicate Certificate of Title. I/we further agree to indemnify the Department and defend the Certificate of Title against all actions or claims by any person.					
UNDER PENALTIES OF PERJURY, I/WE DECLARE THAT I/WE HAVE READ THE FOREGOING DOCUMENT AND THAT THE FACTS STATED IN IT ARE TRUE.					
24	IF APPLICABLE, I ATTEST TO HAVING ACQUIRED THE MOTOR VEHICLE, MOBILE HOME OR VESSEL DESCRIBED ABOVE BY: <input checked="" type="checkbox"/> PURCHASE <input type="checkbox"/> GIFT <input type="checkbox"/> INHERITANCE <input type="checkbox"/> COURT ORDER			Date Sold 11/18/2013	Selling Price \$ \$500.00
Signature of Purchaser: _____ Signature of Co-Purchaser: _____ Signature of Seller/ Owner/Lienholder: _____			Printed Name of Purchaser: _____ Printed Name of Co-Purchaser's: _____ Printed Name of Seller/ Owner/Lienholder: First Owner Printed Name of Co-Owner: Second Owner		
_____ 27 _____ 28			_____ 29 _____ 30		
7 FOR FLORIDA DMV OR TAX COLLECTOR/LICENSE PLATE AGENCY USE ONLY					
<input type="checkbox"/> Duplicate authorization verification completed		Signature	Printed Name	County	Agency #
					Date Completed
HSMV 82101 (Rev. 06/11) S www.flhsmv.gov					

Section 6: Application Attestment/Signatures and Odometer

19.5 or 6 Digital Odometer (Check the appropriate box)

Is it a 5 or 6 digit odometer? Remember, most are 6 digits.

20. Odometer Reading

A current odometer reading is required for all duplicate applications with the exception of repossession. (An application for duplicate title by a lien holder)

21. Date the Odometer is Read

Insert the date of the reading.

22. Odometer Attestment (Check the appropriate box)

Is the odometer reading:

- Actual
- In Excess
- Not Actual

23- 28.

If the dealership is applying for a duplicate title on behalf of their customer, this box doesn't need to be completed. This is for walk in customers only.

29. Signature and Printed name of seller/Owner/Lienholder

Either the seller, owner or lienholder signs here. If you are doing this on behalf of your customer, they still need to sign this form.

30. Signature and Printed Name of Co-Owner

The co-owner signs and prints their name here. If the title is in two names joined by "or", **both** printed names need to appear, but we only need **one** signature. If the title is in two names joined by "and", we need **both** signatures.



Form 82101 – Fast Title

STATE OF FLORIDA
DEPARTMENT OF HIGHWAY SAFETY AND MOTOR VEHICLES
DIVISION OF MOTORIST SERVICES
SUBMIT THIS FORM TO YOUR LOCAL TAX COLLECTOR OFFICE
www.flhsmv.gov/offices/

APPLICATION FOR DUPLICATE OR LOST IN TRANSIT/REASSIGNMENT FOR A
MOTOR VEHICLE, MOBILE HOME OR VESSEL TITLE CERTIFICATE

Fast
+
title

1 TYPE OF APPLICATION	
<input type="checkbox"/> VEHICLE/VESSEL DUPLICATE: (Fee Required) LOST <input type="checkbox"/> STOLEN <input type="checkbox"/> Damaged (Certificate of Title must be submitted) <input type="checkbox"/> NOTE: An indication of lost, stolen or damaged is required.	<input type="checkbox"/> VEHICLE/VESSEL LOST IN TRANSIT: NOTE: No fee required if vehicle application is made within 180 days from last title issuance date and has been lost in mailing.
<input type="checkbox"/> VEHICLE/VESSEL DUPLICATE WITH TRANSFER: (Both parties must be present for this transaction) <input type="checkbox"/> OR <input type="checkbox"/> AND NOTE: When ownership, please indicate if "or" or "and" is to be shown on the title issued. If neither box is checked, the title will be issued with "and".	

- ▶ If you want your title printed that day (Fast Title), please indicate this in the upper right-hand corner of form 82101.
- ▶ Simply write the words, "Fast Title" and highlight it so it catches our eye.

Fast Title Authorization

- ▶ If you would like a Fast Title, you will also need permission from the owner to pick up the title. You have 3 options to obtain this permission:
 - Fast Title Authorization Form
 - A Power of Attorney
 - A Letter on Dealer Letterhead stating who is allowed to pick up Fast Titles on behalf of the dealership.
 - The letter will stay on file at the office you submit it to. If you do business with more than one office, a separate letter will be needed for each location.

Fast Title Authorization Examples



2500 - 34th St. North, St. Petersburg, FL 33713
(Just North of 22nd Ave. on U.S. 19)

Phone (727) 323-2000
Fax (727) 323-7481

Eugene Slate and Wilma Flintstone are authorized to pick up fast titles on behalf of our dealership.

Nate Slate, President

FAST TITLE AUTHORIZATION/RELEASE AFFIDAVIT

Owner Information:

Vehicle Description

FRED FLINSTONE

Name of Registered Owner(s)

12345678

Title Number

123 BEDROCK LANE

Address

2007

Year

FORD

Make

BEDROCK, FL 33781

City State Zip

17DIGITVINHERE

Vehicle Identification Number

123-555-5555

Phone Number-Including area code

I FRED FLINSTONE

(Owner's Name)

authorize

SLATE'S AUTO SALES

(Person/Dealership Appointed)

to receive my title certificate or registration for the above described vehicle.

Under Penalties of perjury I declare that I have read the foregoing document and certify that the statement is true. I understand that a person who knowingly makes a false declaration is guilty of the crime of perjury by false written declaration, a felony of the third degree, punishable as provided in Fla. Statutes 775.082, 775.083 and 775.084.

Fred Flinstone

Signature of Owner


11/19/13

(Date)

Signature of Co-Owner

Review

- ▶ When is form 82101 used?
 - Lost; destroyed/damaged; never received
- ▶ How do you indicate you would like a same day title?
 - Simply write “Fast Title” in an upper corner or attach an authorization letter or POA.




Lien Satisfactions



Lien Satisfaction

- ▶ There are 4 different ways a lien can be satisfied:
 - Separate Lien Satisfaction
 - Letter on Financial Institute's Letterhead
 - Satisfied on the Title
 - DHSMV Form 82260



Lien Satisfaction

Separate Lien Satisfaction

Some states have separate lien satisfactions that accompany a title. Notice that this example looks almost identical to the title. A dead giveaway is the wording “THIS IS NOT A TITLE.”

Additionally, it is red in color.

Be careful with these. If you're not familiar with the way that Maryland handles their liens, it would be very easy to either accept this as a title or accept the title with the lien.

Read all out of state titles carefully!

MVA **MARYLAND NOTICE OF SECURITY INTEREST FILING**
DO NOT ACCEPT THIS DOCUMENT SHOWING ANY ERASURES, ALTERATIONS OR VOIDS.

369704

THIS IS NOT A TITLE

VEHICLE IDENTIFICATION NO. 98 CHRY VN 25 A
EXCEPT GR. VEH. WT. GR. COMB. WT. FEE (TAGS) INSPECTION DATE
N/A +\$700 00N/A \$40.50 N/A 01/23/98
OWNER'S SOUNDINDEX / DRIVER LICENSE NO. CO-OWNER'S SOUNDINDEX / DRIVER LICENSE NO.
NAME(S) AND ADDRESS OF REGISTERED OWNER(S)
Name of Registered Owner
Address
City State Zip code
ODOMETER CODES
A. Actual Mileage
B. Exceeds Mechanical Limits
C. Not Actual Mileage

L0684413

THIS IS TO CERTIFY THAT A SECURITY INTEREST HAS BEEN DULY FILED WITH THE MOTOR VEHICLE ADMINISTRATION IN THE NAME OF THE SECURED PARTY BELOW ON THE VEHICLE DESCRIBED.

TERMINATION STATEMENT
I, THE UNDERSIGNED, DO HEREBY RELEASE ALL RIGHTS AND INTERESTS IN THE VEHICLE DESCRIBED ABOVE.

SIGNATURE OF SECURED PARTY **V.P.** 01-13-2003
OFFICIAL CAPACITY DATE OF RELEASE

NAME AND ADDRESS OF SECURED PARTY
CITIZENS NATIONAL BANK
390 MAIN ST
LAUREL MD 20707

OFFICIALLY ISSUED ON THE DATE SET FORTH

ADMINISTRATOR OF MOTOR VEHICLES
VP-2 (7-97)

Lien Satisfaction

Satisfied on the Title

If there is a place on the title for a lien satisfaction, and it is completed, there is no need for additional paperwork.

A Florida title has two places on the title to satisfy the lien. Signing in either spot will satisfy the lien.

Print Lien Satisfaction to: Dept of Highway Safety and Motor Vehicles, Neil Kirkman Building, Tallahassee, FL 32309-0500

STATE OF FLORIDA

Identification Number 17DIGITVINHERE Year 2006 Make TOYT Body 2D WTLBHP 2875 Vessel Regs. No. Title Number 1234567

Registered Owner: BARNEY RUBBLE
13025 STARKEY RD
LARGO, FL 33773

Date of Issue

Lien Release
Interest in the described vehicle is hereby released
By Barney Rubble
Title clerk
Date 5/10/17

IMPORTANT INFORMATION

- When ownership of the vehicle described herein is transferred, the seller MUST complete in full the Transfer of Title by Seller section of the bottom of the certificate of title.
- Upon sale of this vehicle, the seller must complete the notice of sale on the reverse side of this certificate.
- Remove your license plate from the vehicle.
- See the web address below for more information and the appropriate forms required for the purchaser to file and register the vehicle, mobile home or vessel.
<http://www.hesmv.state.fl.us/home/2017.html>

Mail To: ABC CARS INC
PO BOX 65
LARGO, FL 33773

CERTIFICATE OF TITLE

Identification Number 17DIGITVINHERE Year 2006 Make TOYT Body 2D WTLBHP 2875 Vessel Regs. No. Title Number 1234567

Prev State NEW Color WHI Primary Brand Secondary Brand No of Owners 1 Use PRIVATE Prov Issue Date 11/19/2005

Owner's Status or Vessel Manufacturer or On Use 156 MILES 11/19/2005 ACTUAL

Registered Owner: BARNEY RUBBLE
13025 STARKEY RD
LARGO, FL 33773

1st Lienholder: ABC CARS INC
PO BOX 65
LARGO, FL 33773

DIVISION OF MOTOR VEHICLES

TALLAHASSEE FLORIDA DEPARTMENT OF HIGHWAY SAFETY AND MOTOR VEHICLES

Carl A. Ford Director

Control Number 00007668

Executive Director

TRANSFER OF TITLE BY SELLER (This section must be completed at the time of sale.)

Federal motor vehicle law requires that the seller state the mileage, purchaser's name, selling price and date sold in connection with the transfer of title. Failure to complete or providing a false statement may result in fines and/or imprisonment.

This title is transferred to be free from any lien except as noted on the back of the certificate and the motor vehicle or vessel described is hereby transferred to:

Seller Mark Essex (Purchaser's Name) Carmax Address: 1000 12

Seller Mark Essex Selling Price 1000 12 and I hereby certify that to the best of my knowledge the above-stated selling price is correct.

Under Penalties of Perjury, I declare that I have read the foregoing document and that the facts stated in it are true.

Seller Mark Essex Sign Here: Barney Rubble Date Here: 5/10/17

Selling Dealer's License Number: Barney Rubble Title Collector: Barney Rubble

PURCHASER Mark Essex Sign Here: Barney Rubble Date Here: 5/10/17

NOTICE: \$10.00 PENALTY IS REQUIRED BY LAW IF NOT PAID WITHIN 30 DAYS AFTER DATE OF PURCHASE

STATE OF FLORIDA

Lien Satisfaction

Separate Letter on Financial
Institute's Letterhead

If the lienholder has an out of state
address, we can take a lien
satisfaction on their letterhead.

The letter **MUST** be original. **We will
not accept a photocopy or a fax.**



04/19/07

NYS Department of Motor Vehicles
Empire State Plaza
Albany, NY 12228

To Whom It May Concern:

Our security interest in the following vehicle has been satisfied.

Description:	2001 CHEVROLET
VIN:	2001CHEVROLET17VIN
Current Owner(s):	FIRST L OWNER
Date Paid:	04/02/07

By:

A handwritten signature in cursive script, appearing to read 'Barbara Retton', is written above the printed name.

Beacon Federal
(Formerly Beacon Federal Credit Union)

Lien Satisfaction

Separate Lien Satisfaction on Form 82260

If it is a Florida Title, and the lien holder has a Florida address, the lien must be satisfied on either the face of the title or a separate Form 82260.

STATE OF FLORIDA
DEPARTMENT OF HIGHWAY SAFETY AND MOTOR VEHICLES
DIVISION OF MOTOR VEHICLES
Neil Kirkman Building - 2900 Apalachee Parkway
Tallahassee, Florida 32399

LIEN SATISFACTION

Check One: ☒ Motor Vehicle ☐ Mobile Home ☐ Off-Highway Vehicle ☐ Vessel

Title Number: 12345678	Vehicle/Vessel Identification Number: TYPE VIN OR HIN HERE		
Year: 2010	Make/Manufacturer: CHEV	Body Type: AU	Color: BLU
Registered Owner(s) Name(s): (Last Name First)	OWNER, FIRST LISTED	Date of Issue: 01/01/10	
Street Address: 13025 STARKEY RD			
City: LARGO	State: FL	Zip: 33773	
FIRST LIENHOLDER	Lien Date: 01/01/2005 (month-day-year)	Lien Satisfaction Date: 12/01/09 (month-day-year)	
Name: LIENHOLDER NAME			
Street Address: LIENHOLDER ADDRESS			
City: ANY CITY	State: FL	Zip: 33773	
SECOND LIENHOLDER	Lien Date: (month-day-year)	Lien Satisfaction Date:	
Name:			
Street Address:			
City:	State:	Zip:	

LIEN SATISFACTION:
THE UNDERSIGNED HOLDER OF ABOVE DESCRIBED LIEN(S) ON THE MOTOR VEHICLE, MOBILE HOME, OFF HIGHWAY VEHICLE OR VESSEL DESCRIBED HEREON ACKNOWLEDGES SATISFACTION THEREOF.
NOTE: IF THE FIRST AND SECOND LIENHOLDER ARE THE SAME PERSON OR ENTITY AND ONLY ONE LIEN IS BEING SATISFIED, DO NOT PERFORATE OR USE A PAID STAMP. COMPLETE THE APPROPRIATE SPACE BELOW FOR THE LIEN THAT IS BEING SATISFIED.

UNDER PENALTIES OF PERJURY, I DECLARE THAT I HAVE READ THE FORGOING DOCUMENT AND THAT THE FACTS IN IT ARE TRUE.

First Lienholder Name: FIRST LIENHOLDER'S NAME
Print Title of Authorized Agent for Lienholder:
Signature of Authorized Agent For Lienholder:
Second Lienholder Name:
Print Title of Authorized Agent for Lienholder:
Signature of Authorized Agent For Lienholder:

NOTE: LIENHOLDER MUST COMPLETE ALL APPLICABLE SECTIONS OF THIS FORM INCLUDING DESCRIPTION OF THE MOTOR VEHICLE, MOBILE HOME OR VESSEL, NAME AND ADDRESS OF THE OWNER(S), AND NAME AND ADDRESS OF THE LIENHOLDER. THE DATE OF LIEN MUST BE THE SAME AS THAT SHOWN ON THE TITLE CERTIFICATE. THE LIEN SATISFACTION MUST BE PROPERLY EXECUTED AND MAILED TO DEPARTMENT OF HIGHWAY SAFETY AND MOTOR VEHICLES, DIVISION OF MOTOR VEHICLES, NEIL KIRKMAN BUILDING, 2900 APALACHEE PARKWAY, TALLAHASSEE, FLORIDA 32399, BY THE LIENHOLDER WITHIN TEN (10) DAYS AFTER FINAL PAYMENT FOR MOTOR VEHICLES, MOBILE HOMES, AND OFF-HIGHWAY VEHICLES AND WITHIN THIRTY (30) DAYS FOR VESSELS.

Completed only by the Lienholder

Bank Merger Letter

- ▶ Banks are constantly buying each other out and taking each other over.
- ▶ When this happens, you may get a lien satisfaction (in any of the previous 4 forms) from a bank that is not the bank listed as the lien holder.
- ▶ Unless the Tax Collector's Office can determine that the two banks are one in the same, a bank merger letter must be submitted.
- ▶ TL-33 in DMV Procedure has great additional information!

citi financial[™]
auto

PO Box 9575
Coppell, TX 75019-9575
Phone: 1-800-486-1750
Fax: 1-888-249-5595

2008-05-20

To Whom It May Concern:

Please be advised that CitiFinancial Auto is the successor to the following companies through mergers or name changes and CitiFinancial Auto has authority to release liens on motor vehicles, and to submit applications for duplicate or repossession titles and further to transfer or assign ownership of such repossessed motor vehicles:


Auto One Acceptance Corporation
Arcadia Financial Ltd.
Olympic Financial Ltd.
TranSouth Financial Corporation
TranSouth Mortgage Corporation
First American Bank

Signed by:


Name: Bridgette Cuington
Title: Document Specialist
Phone: (800) 486-1750

Review

- ▶ What ways can we accept lien satisfactions?
 - Separate lien satisfactions; letter on financial institution letter head; satisfied on the title; DHSMV- 82260
- ▶ Is it possible to have a second document that looks identical to the title and it be the lien satisfaction?
 - Yes!



Form 83146

Replacements



Form 83146

- ▶ This is the form you complete and remit to the Tax Collector's Office when your customer needs to replace their license plate or decal.
 - Why would they need to replace their license plate?
 - Lost
 - Stolen
 - Damaged
 - They want to switch to or from a specialty plate (no form is needed in this situation).
- ▶ Plates are replaced in Florida every 10 years. There is no additional fee if this is a mandatory replacement. Form 83146 helps in determining whether a fee is due or not.

Form 83146

▶ Section 1: Replacement Type/Reason

- Type– What is being replaced?
- Reason– Why is it being replaced?

▶ Section 2: Owner/Applicant Identification

- The owner's information goes here.

▶ Section 3: Vehicle Information

- Place all of the vehicle's information in this section.

▶ Section 4: Attestment

- The owner signs and dates this section, attesting that the information in the form is accurate.

STATE OF FLORIDA
DEPARTMENT OF HIGHWAY SAFETY AND MOTOR VEHICLES – MOTORIST SERVICES
SUBMIT THIS FORM TO YOUR LOCAL TAX COLLECTOR OFFICE
www.flhsmv.gov/offices/

APPLICATION FOR REPLACEMENT LICENSE PLATE, VALIDATION DECAL OR PARKING PERMIT

(Instructions on Reverse Side)

1 REPLACEMENT TYPE	REPLACEMENT REASON
Check applicable box below:	Check applicable box below:
<input checked="" type="checkbox"/> License Plate	<input type="checkbox"/> Damaged
<input type="checkbox"/> Decal	<input type="checkbox"/> Defaced
<input type="checkbox"/> License Plate and Decal	<input type="checkbox"/> Surrendered/Seized
<input type="checkbox"/> Disabled Person Long-Term Parking Permit	<input type="checkbox"/> Stolen
<input type="checkbox"/> Disabled Person Temporary Parking Permit	<input checked="" type="checkbox"/> Lost
	<input type="checkbox"/> Lost-in-transit (applied for and never received)
	<input type="checkbox"/> Voluntary (specific reason for replacement)

Please contact your Local County Tax Collector's Office or License Plate Agency for fee information.

2 OWNER / APPLICANT IDENTIFICATION

FRED FLINSTONE M 05/11/1934
(Owner's Name) (Owner's Sex, For company, show "C" for sex) (Date of Birth Or Month of Expiration)

123 BEDROCK LANE
(Street Address)

BEDROCK FL 33761
(City) (State) (Zip)

(Lessee's Name) (Lessee's Sex, For company, show "C" for sex) (Date of Birth Or Month of Expiration)

(Street Address)

(City) (State) (Zip)

1st Owner Dfl. Number F2312315231230 2nd Owner Dfl. Number

3 VEHICLE INFORMATION

(a) 17DIGITVINHERE 07 FORD RED UT 12345678
(Vehicle Identification Number) (Year) (Make) (Color) (Type) (Title Number)

(b) (Previous License Plate Number) (Previous Decal Number) (Previous Parking Placard Number)

4 ATTESTMENT

(CHECK WHEN APPLICABLE)

☒ License Plate ☐ Decal ☐ Parking Permit was reported stolen to the: ☐ Police Department or ☐ Sheriff's Office

I hereby certify under the penalty of perjury that the license plate, decal or permit for the vehicle listed in Section 3 (a), is no longer or has never been in my possession for the reason checked in Section 1. All information herein is true and correct to the best of my knowledge.

Fred Flinstone 11/18/13
(Owner/Applicant's Signature) (Date)

Complete the following, if applicable:

was surrendered to the tax collector: (County) (Agency)


(License Plate, Decal, or Parking Permit Number)

(Signature of Agency Personnel) (Date)

HSMV 83146 (Rev. 05/11) S www.flhsmv.gov

Review

- ▶ When are replacement forms used?
 - They are used for lost/stolen/damaged or if you want to change to a specialty plate.
- ▶ How many years are plates automatically replaced?
 - 10 years



Form 82002



Form 82002- Initial Registration Fee

STATE OF FLORIDA
DEPARTMENT OF HIGHWAY SAFETY AND MOTOR VEHICLES
DIVISION OF MOTORIST SERVICES
SUBMIT THIS FORM TO YOUR LOCAL TAX COLLECTOR OFFICE
www.fhsmv.gov/offices/

INITIAL REGISTRATION FEE EXEMPTION AFFIDAVIT

VEHICLE IDENTIFICATION NO.	YEAR	MAKE	BODY	PREV. STATE	TITLE NO.

PLEASE CHECK THE APPROPRIATE BOX AND SIGN

The applicant claims exemption from the \$225.00 Initial Registration Fee, which is imposed on the initial application for registration on a motor vehicle, and attests to one of the following:

☐ I am a qualifying member of the U.S. Armed Forces, or his or her spouse or dependent child. I am claiming exemption # _____ (see list on the reverse side of this form in section A, 1-6, which also lists the required documents). Select exemption reason of "military." The customer must complete and sign this form to claim the exemption.

☐ A Court Order declares/specifies that the applicant is the legal owner of the above described motor vehicle. Select exemption reason of "court order." (A copy of the court order must be submitted.)

☐ A license plate is being transferred (for a name change) due to a fictitious name change affidavit or corporate name change affidavit properly filed with the Department of State, pursuant to section 865.09, Florida Statutes. Select exemption reason of "administrative." (A copy of the name change affidavit from the Department of State must be submitted.)

☐ A transfer of ownership on a Florida Certificate of Title has occurred due to operation of law as provided by section 319.28, Florida Statutes. Select exemption reason of "operation of law." (A copy of the documentation which validates how the vehicle was acquired must be submitted.)

☐ A transfer of ownership on a Florida Certificate of Title has occurred from a person to a member of that person's immediate family as defined in 657.002, Florida Statutes, who resides in the same household. Select exemption reason of "immediate family." (NOTE: The address of the previous owner and new owner must be the same in the FRVIS system.)

☐ A prior registration or system printout has been submitted for the following license plate number (_____), in order to claim the initial registration exemption for the recently acquired above described vehicle. Select exemption reason of "prior registration."

Owner's signature is only required for the military exemption.

Signature of Owner	Printed Name of Owner	Date

NOTE: Owner's signature is only required for the military exemption.

FOR FLORIDA DMS OR TAX COLLECTOR/LICENSE PLATE AGENCY USE ONLY

NOTE: Employee must verify (below) all exemptions (listed above):

☐ The exemption (checked above) has been verified by (County #) _____ (Agency #) _____

Signature of Employee	Printed Name of Employee	Date

- ▶ The \$225 initial registration fee must be collected when the owner does not have a license plate to transfer onto their new vehicle.
- ▶ Some people qualify for an exemption from the \$225 fee.
 - In order to determine if your customer qualifies, refer to form 82002.
 - If any of the situations listed pertain to your customer, complete this form and submit it with your title work.
- **HINT: If they qualify for the military exemption, have them choose which option they fall under. The different choices are listed on the back of the form.**
- ***This form needs to ONLY be signed is IF the customer claims the military exemption.**

Form 82002

- ▶ Some vehicles that do not pay the initial registration fee are:
 - Motorcycles
 - Trucks over 5,000 pounds
 - Trailers
 - Mobile Homes
 - Leased vehicles (except pickups)
 - Antique vehicles (over 30 calendar years old)
- ▶ If the plate is transferred from one of the above vehicles to a vehicle that is required to pay the fee, they will be charged the initial registration fee.

A. LIST OF QUALIFYING MILITARY EXEMPTIONS:

1. I am a member of the U. S. Armed Forces, or his or her spouse or dependent child, who is not a Florida resident and is stationed in the state of Florida on military orders. Submit a copy of your military orders and out of state driver license.
2. I am a member of the U. S. Armed Forces, or his or her spouse or dependent child, who is/was not a Florida resident and is stationed in the state of Florida on military orders and is now becoming a resident of Florida. Submit a copy of your military orders and Florida driver license.

NOTE: The prior non-resident member or his/her spouse or dependent child would qualify for this exemption even if the vehicle were not previously registered in Florida as a "Registration Only." Some members retain an out of state license plate for their vehicle from their state of residence while stationed in Florida.

3. I am a former member of the U.S. Armed Forces, or his or her spouse or dependent child. I purchased this motor vehicle while stationed outside Florida. I was not dishonorably discharged nor discharged for bad conduct. I was a resident of Florida at the time of enlistment/discharge and continue to be a resident of Florida. I am applying for registration within 6 months after discharge. Submit a copy of your Discharge Order (DD214) and Florida driver license.
4. I am a member of the U.S. Armed Forces, or his or her spouse or dependent child, who was a resident of Florida at the time of enlistment and continue to be a resident of Florida. I purchased a motor vehicle while stationed outside of Florida. I have been reassigned by military orders to this state. Submit a copy of your military orders and Florida driver license.
5. I am a member of the U.S. Armed Forces, or his or her spouse or dependent child, who was a resident of Florida at the time of enlistment and continue to be a resident of Florida. I purchased a motor vehicle while stationed outside of Florida, and continue to be stationed outside of Florida. Submit a copy of your military orders and Florida driver license.
6. I am a resident of Florida and a spouse or dependent child of a member of the U.S. Armed Forces, who lost his/her life (submit proof of military death notification) or is listed as "Missing in Action" (MIA) (submit proof of MIA status).

NOTE: The member of the armed forces must have been a resident of Florida at the time of enlistment. Registration must occur within one (1) year of notification of death or MIA status.

B. THIS FORM SHOULD NOT BE USED WHEN:

1. The U.S. armed forces member is not a resident of Florida AND is not assigned by military orders to the state of Florida.
2. The U.S. armed forces member is dishonorably discharged or discharged for bad conduct.


Check your local phone book government pages or visit the following website for current mailing addresses: <http://www.flhsmv.gov/offices/>

Transferring Plates

- ▶ In order to transfer a plate from one vehicle to another one, the registered owners must remain the same.
- ▶ How do you determine whether a new plate should be issued?
 - Do you have a plate to transfer?
 - Have you ever had a vehicle registered in Florida?
 - Do you have your current registration?
- ▶ Look at the current registration, so you can determine if your customer is listed on it.
- ▶ Be careful of similar names. Just because two people have the same name, doesn't mean they are the same person.
- ▶ This will help you to collect the correct fees.

Review

- ▶ When does using form 82002 help a customer?
 - When they are in the military
- ▶ What types of vehicles are exempt from the initial registration fee?
 - Trucks over 5,000 lbs; mobile homes; leased (ex. trucks); vehicles 30 calendar years and older



Form 84061



As of 6/16/2010

- ▶ When a Florida dealer sells a motor vehicle to an out of state resident, the dealer no longer is required to apply for title on behalf of that customer.
- ▶ The dealer can now provide customer's with all applicable documents (including the title or MCO completed for transfer to the purchaser).
- ▶ If a dealer wishes to do this, the purchaser must sign a completed form 84061.
- ▶ This form declares that the purchaser will title and register the vehicle in another state/country. The completed and signed form will be retained in your dealer files.

STATE OF FLORIDA
DEPARTMENT OF HIGHWAY SAFETY AND MOTOR VEHICLES

**DECLARATION AFFIDAVIT FOR A MOTOR VEHICLE
WHICH WILL BE TITLED AND REGISTERED IN
ANOTHER STATE OR COUNTRY**

Date Purchaser(s) Signed: _____

I/we, do hereby attest, pursuant to section 319.23(6)(a), Florida Statutes, that I/we
purchased a motor vehicle described as a: _____, _____,

(Year)

(Make)

_____, on _____, from
Vehicle Identification Number (VIN) (Date)

_____, and further declare that I/we will be
(Complete Name of Selling Dealer)

responsible for applying for title and registering the vehicle in another state or country.

Under penalties of perjury, I declare that I have read the foregoing document and that the facts stated in it are true.

Purchaser's Printed Name

Purchaser's Signature

Purchaser's Complete Address

Co-Purchaser's Printed Name (when applicable)


Co-Purchaser's Signature (when applicable)

Co-Purchaser's Complete Address (when applicable)

HSMV 84061 S (08/11)

Review

- ▶ When can this form be used?
 - If a dealer sells to an out of state resident and the customer wishes to process the work themselves when they return to their home state.
- ▶ Does a dealer need to make copies of the documents and retain a record of sales?
 - Yes



Sales Tax



State of Florida Sales Tax

- ▶ General sales tax for Florida is 6% and is collected:
 - On the purchase price of the vehicle minus the trade in amount.
- ▶ Discretionary Tax varies by county and is based on the residence county.
 - It can be collected up to the selling price of \$5,000.00
- ▶ The residence address determines the rate of taxes to be charged!



State of Florida Sales Tax Example

- ▶ Total Price= \$8,000
- ▶ Sales Tax= \$8,000 (6%) = \$480.00
- ▶ Discretionary= (1%) = \$ 50.00
- ▶ Total= \$530.00



Out of State OR Non-Resident Sales Tax

- ▶ Dealership will need:
 - A signed 45 day affidavit (DR-123)– This gives you authorization to collect an amount lower than Florida's 6% sales tax rate.
 - **AND**
 - The dealer will need to collect sales tax at their customer's state's sales tax rate (up to Florida's sales tax maximum)
 - **GA tax rate is 4% – You collect 4%**
 - ...because it is under Florida's max of 6%
 - **CA tax rate is 7.25% – You collect 6%**
 - ...because that is Florida's max tax rate.
 - If the customer's state does not collect sales tax on vehicles, then you don't either.

FLORIDA
DEPARTMENT OF REVENUE

Affidavit for Partial Exemption of Motor Vehicle Sold for Licensing in Another State

DR-123
R. 02/09

AFFIDAVIT

State of Florida, County of _____

Before me, the undersigned Notary Public, personally appeared _____

Who, being duly sworn, says that he/she is a resident of the State of _____ and that he/she is the purchaser of the following described motor vehicle.

Name of Purchaser _____

State of Residence and Address of Purchaser: _____ (Street) _____ (City) _____ (State) _____ (ZIP)

If the non-resident purchaser is a corporation or partnership, an officer or partner must acknowledge the following in order to be allowed the partial exemption:

☐ The vehicle will be removed from this state within 45 days of purchase and will remain outside this state for a minimum of 180 days.

OR

If the vehicle is not removed from this state, an officer or partner in the non-resident corporation or partnership must certify the following:

☐ There is no officer that is a resident of this state.

☐ There is no stockholder who owns at least 10% of the corporation that is a resident of this state.

☐ There is no partner in the partnership who has at least 10 percent ownership of the partnership that is a resident of this state.

Name of Seller _____

Address of Seller: _____ (Street) _____ (City) _____ (State) _____ (ZIP)

Seller's Sales Tax Registration Number _____

Date of Sale _____

Description of Motor Vehicle:

Make _____ Model _____ Year _____

Vehicle Identification Number _____ Motor Number _____

Sales Price _____ Trade-In Allowance _____

Sales Tax Paid to the **STATE OF FLORIDA**, \$ _____

I, _____ (purchaser's initials), understand that I may owe sales tax to the State of _____ (purchaser's state - do not abbreviate):

- if the state, in which the vehicle is being registered/licensed, does not allow a credit for sales tax paid to the State of Florida; or
- if that state imposes a rate higher than 6 percent.

I also understand:

- sales tax is being paid to Florida and not to any other state; and
- I may request a copy of the "Motor Vehicle Sales Tax Rates by State" from the above motor vehicle dealer or the Florida Department of Revenue.

This vehicle will be licensed in the State of _____ within forty-five (45) days after the date it was purchased in the State of Florida.

Sworn to (or affirmed) and subscribed before me this _____ (Day of Month) day of _____ (Month), A.D., _____ (Year).

(Signature of Nonresident Purchaser)

(Signature of Notary)

Personally Known _____
Or Produced Identification _____
Type of Identification Produced _____

Print, Type or Stamp Name of Notary


Exporting to a Foreign Country

- ▶ If possession of the vehicle takes place in Florida, the sales tax is calculated at the county rate where the vehicle was purchased.
- ▶ The 45-day affidavit does not work in this situation.



Review

- ▶ What rate of tax (base) is Florida?
 - 6%
- ▶ Does every county have the same discretionary tax?
 - No





Common Errors

Let's Practice Identifying Common Errors

We should now...

- ☑ Understand our mission as the Tax Collector for Polk County
- ☑ Understand the various acronyms, terms and definitions associate with DMV transactions
- ☑ Locate external resources for assistance with title work (including the Internet and your folders we have provided you with)
- ☑ Identify requirements for DMV compliance
- ☑ Understand Out of State Titles and Florida Titles for Transfer
- ☑ Accurately complete HSMV 82040 Application for Title and understand other commonly used HSMV forms
- ☑ Identify odometer disclosure/declaration requirements and sales tax requirements

