



JOE G. TEDDER - TAX COLLECTOR FOR POLK COUNTY

Tourist Development Tax Distribution Information

For AUGUST 2021

DISTRIBUTION:	AUGUST 2021
REMITTANCE:	JULY 2021
SALES:	JUNE 2021

DISTRIBUTION INFORMATION

REMITTANCE TYPE	DISTRIBUTION
Taxes Remitted for Period	\$1,810,984
Advance Payments	\$4,412
Delinquent+Penalties (All)	\$611,181
	\$2,426,577

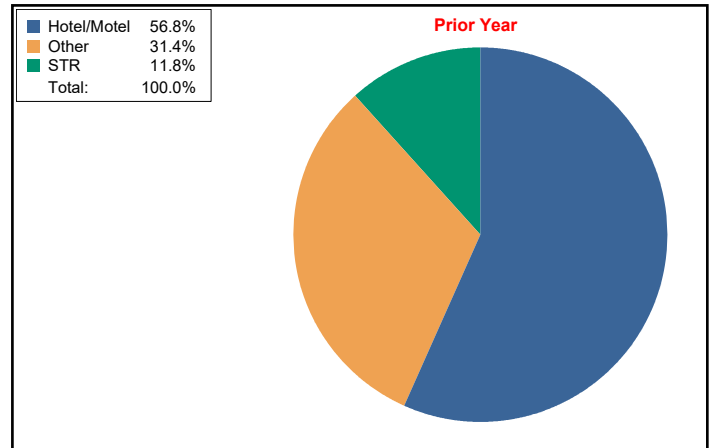
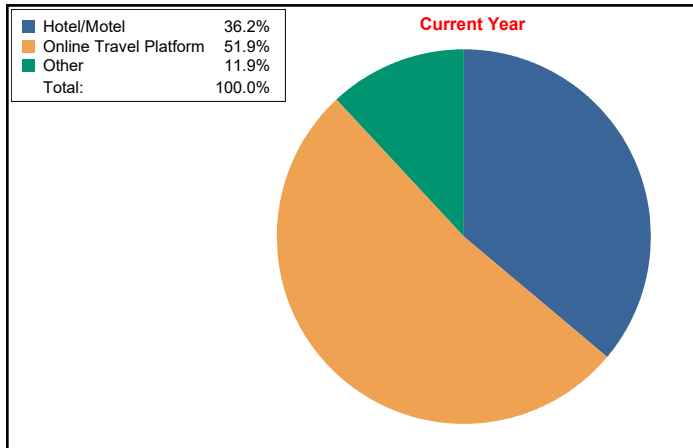
COMPARISON

Total Distribution	\$2,426,577
Distribution Previous Year	\$651,980
Variance	\$1,774,597
% of Change	272.19%

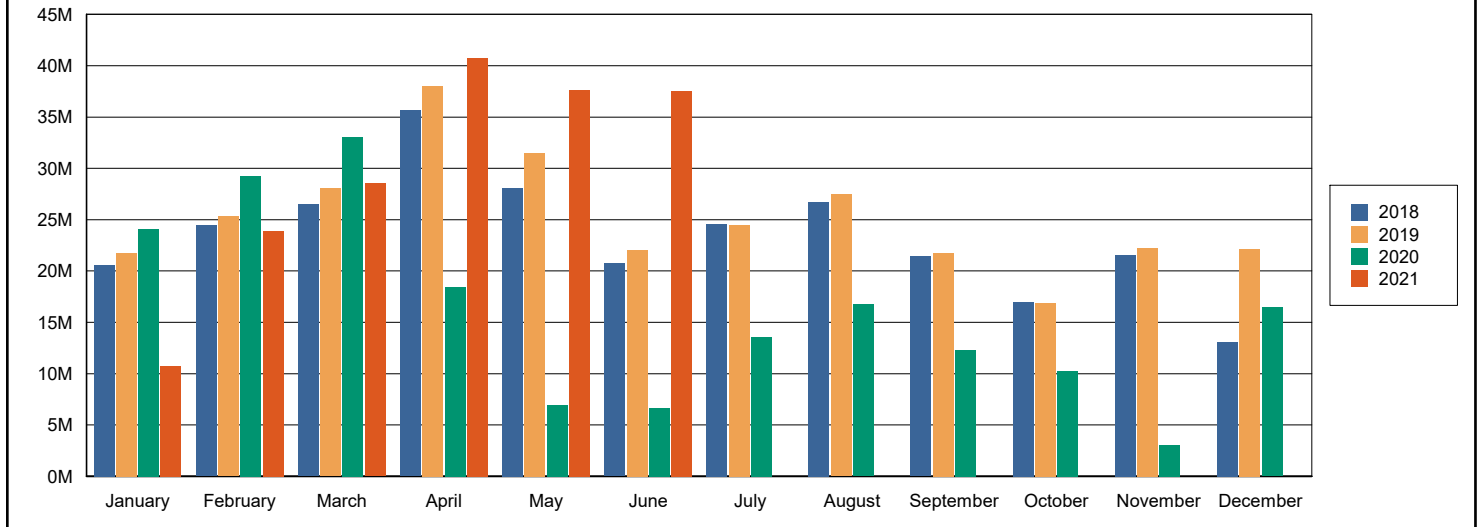
ACCOUNT PERFORMANCE

Status	PAID	UNPAID	PAID %
This Period	4,561	775	85.48
Prior Year	5,228	575	90.09

DISTRIBUTION BREAKDOWN



Gross Receipts





JOE G. TEDDER - TAX COLLECTOR FOR POLK COUNTY

Tourist Development Tax Distribution Information

For AUGUST 2021

Month	Year	Gross Receipts By Remittance Month	Taxable Receipts By Remittance Month
January	2018	\$20,617,211	\$20,153,657
February	2018	\$24,429,671	\$23,803,592
March	2018	\$26,498,671	\$25,584,396
April	2018	\$35,653,915	\$33,647,066
May	2018	\$28,099,117	\$27,222,835
June	2018	\$20,733,657	\$20,143,813
July	2018	\$24,600,073	\$23,915,832
August	2018	\$26,742,087	\$26,062,726
September	2018	\$21,428,772	\$20,911,105
October	2018	\$16,993,777	\$16,420,316
November	2018	\$21,533,478	\$20,940,687
December	2018	\$13,097,776	\$12,792,412
January	2019	\$21,776,680	\$21,260,366
February	2019	\$25,317,844	\$24,758,723
March	2019	\$28,032,007	\$27,130,728
April	2019	\$38,031,668	\$35,640,234
May	2019	\$31,486,108	\$30,596,687
June	2019	\$22,050,016	\$21,351,686
July	2019	\$24,472,169	\$23,733,889
August	2019	\$27,460,733	\$26,844,197
September	2019	\$21,790,762	\$21,187,516
October	2019	\$16,860,389	\$16,266,297
November	2019	\$22,269,053	\$21,540,169
December	2019	\$22,145,263	\$21,432,322
January	2020	\$24,048,169	\$23,459,789
February	2020	\$29,249,436	\$28,462,637
March	2020	\$33,062,388	\$31,950,813
April	2020	\$18,441,933	\$16,937,327
May	2020	\$6,941,237	\$6,138,937
June	2020	\$6,660,114	\$6,125,253
July	2020	\$13,565,275	\$13,003,137
August	2020	\$16,762,170	\$16,051,143
September	2020	\$12,284,926	\$11,816,586
October	2020	\$10,277,323	\$9,932,406
November	2020	\$3,072,469	\$2,818,941
December	2020	\$16,421,671	\$15,639,369
January	2021	\$10,736,294	\$10,226,671
February	2021	\$23,893,922	\$23,077,380
March	2021	\$28,526,696	\$27,572,631
April	2021	\$40,774,902	\$39,645,625
May	2021	\$37,645,405	\$36,593,139
June	2021	\$37,513,605	\$36,374,939